

## Noble - Butler College Prep

821 E 103rd St Chicago, IL 60628

(773)535-5490 • <http://butlercollegeprep.noblenetwork.org> • @ChiPubSchools



### School Quality Rating

This school received a Level 1 rating based on the CPS School Quality Rating Policy (SQRP). More information about what this rating means and how it is calculated is available at [cps.edu/sqrp](http://cps.edu/sqrp).

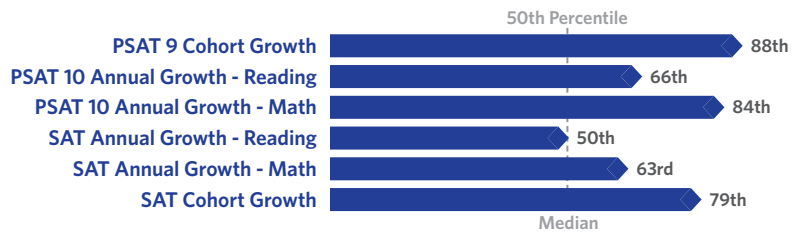
### Accountability Status: Not Applicable

This school does not receive an official accountability status because its performance measures are determined by its contract with the Chicago Board of Education.

## Student Growth



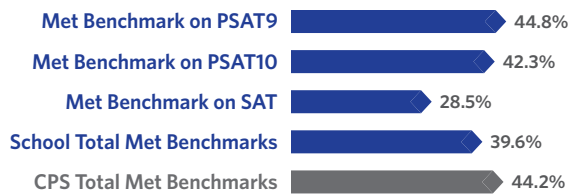
Student Growth at this school was above average, which means that students' actual 2018 PSAT and SAT composite scores were higher than their expected PSAT and SAT composite scores.




## Student Attainment



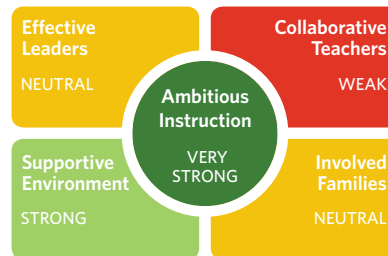
Student Attainment at this school was below expectations, which means some students met college readiness benchmarks on their grade-appropriate PSAT or SAT assessment in Spring 2018.



## School Culture & Climate



This school is "Organized for Improvement" which means that the school has a strong culture and climate with only a few areas for improvement. Results are based on student and teacher responses to the My Voice, My School 5Essentials survey. For more information on this survey and additional measures of school culture and climate visit <https://www.5-essentials.org/cps/5e/2018/>.



Teacher Participation Rate: **93.5%**

Student Participation Rate: **84.9%**

## Creative Schools



This school is Developing in the arts. It occasionally meets the goals and priorities of the CPS Arts Education Plan including Staffing & Instruction, Partnerships, Community & Culture and Budget & Planning. To learn more, visit <http://www.cpsarts.org/creative-schools-categories/>.

## Supportive Schools



This school has not submitted an action plan to support school climate and social & emotional learning (SEL).

## Early College and Career Programs

Early College and Career Programs allow students to earn college credit or career credentials while still in high school.



## Healthy Schools



This school is not a participant of the Healthy CPS program. Learn more by visiting [www.cps.edu/healthycps](http://www.cps.edu/healthycps).

## School Stats

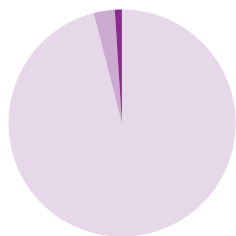
School Type: Charter - Traditional

Enrollment: 647

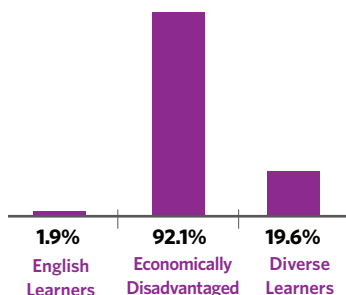
Grades Served: 9-12

ADA Accessibility Level: Unknown

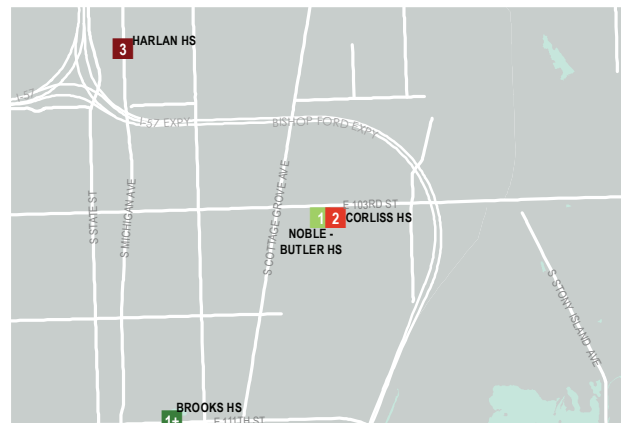
## Demographics



- Black 95.5%
- Hispanic 3.4%
- White 0%
- Asian 0%
- Multi/Other 1.1%



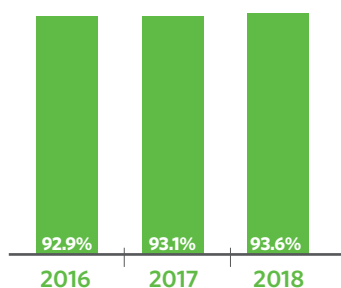
## Neighborhood Map



This map shows nearby schools and their SQR ratings based on their performance in the 2017-18 school year. An interactive version of this map, the School Locator, is available at [cps.edu/schools](http://cps.edu/schools).

- LEVEL 1+
- LEVEL 1
- LEVEL 2+
- LEVEL 2
- LEVEL 3
- NOT ENOUGH DATA

## Attendance



## Freshmen On Track

The percent of freshmen who earned five or more credits without failing more than one semester core class



## School Connectedness

Students' reported sense of membership in the school community on the 5Essentials survey

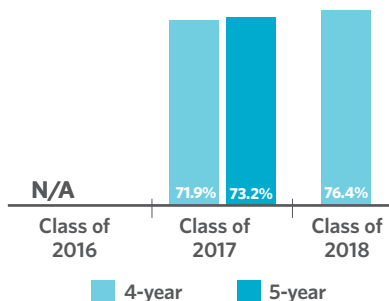


## Suspension Practices

The percent of students who received one or more out-of-school suspensions



## Graduation Rate



## College Enrollment of Graduates



## Early College and Career Credential Attainment



## One-Year Dropout Rate



## Parent Survey

School Community

NOT ENOUGH DATA

Parent-Teacher Partnership

NOT ENOUGH DATA

Quality of Facilities

NOT ENOUGH DATA

Response Rate: < 30%

## Teachers

N/A Teachers that are National Board Certified

N/A Teachers that are returning from last year

N/A Teacher attendance

