

Noble - Rowe-Clark Math and Science Academy

3645 W Chicago Ave Chicago, IL 60651
 (773)242-2212 • <http://roweclark.noblenetwork.org> • @ChiPubSchools



School Quality Rating

This school received a Level 1 rating based on the CPS School Quality Rating Policy (SQRP). More information about what this rating means and how it is calculated is available at cps.edu/sqrp.

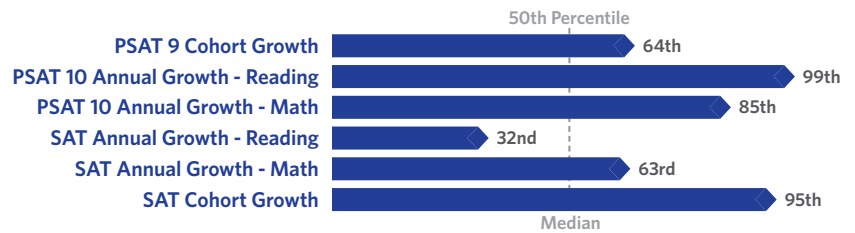
Accountability Status: Not Applicable

This school does not receive an official accountability status because its performance measures are determined by its contract with the Chicago Board of Education.

Student Growth



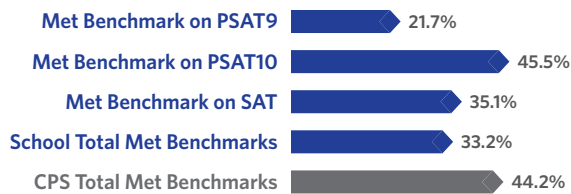
Student Growth at this school was above average, which means that students' actual 2018 PSAT and SAT composite scores were higher than their expected PSAT and SAT composite scores.



Student Attainment



Student Attainment at this school was below expectations, which means some students met college readiness benchmarks on their grade-appropriate PSAT or SAT assessment in Spring 2018.



School Culture & Climate



This school is "Well-Organized for Improvement" which means that the school has a very strong culture and climate, suggesting the school is set up for success. Results are based on student and teacher responses to the My Voice, My School 5Essentials survey. For more information on this survey and additional measures of school culture and climate, visit <https://www.5-essentials.org/cps/5e/2018/>.



Teacher Participation Rate:
89.2%

Student Participation Rate:
60.4%

Creative Schools



This school has an arts designation of Incomplete Data, and may or may not meet the goals and priorities of the CPS Arts Education Plan, but the school has insufficient data available to complete an assessment. To learn more, visit <http://www.cpsarts.org/creative-schools-categories/>.

Supportive Schools



This school has not submitted an action plan to support school climate and social & emotional learning (SEL).

Early College and Career Programs

Early College and Career Programs allow students to earn college credit or career credentials while still in high school.



Healthy Schools



This school is not a participant of the Healthy CPS program. Learn more by visiting www.cps.edu/healthycps.

School Stats

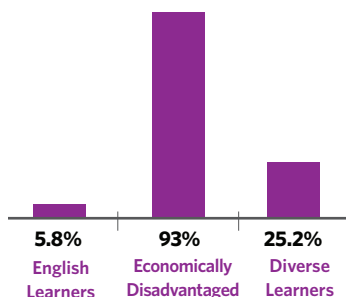
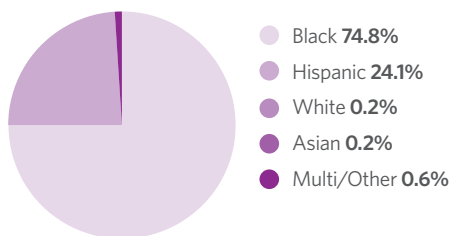
School Type: Charter - Traditional

Enrollment: 468

Grades Served: 9-12

ADA Accessibility Level: Unknown

Demographics



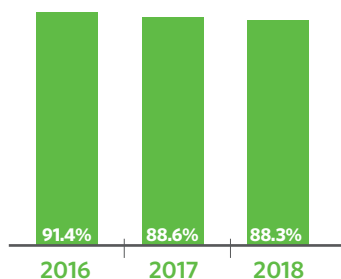
Neighborhood Map



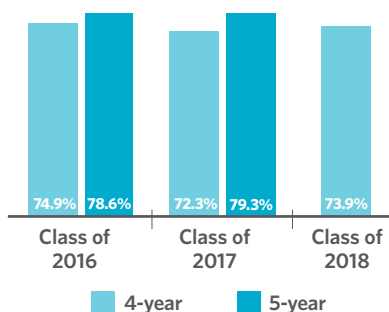
This map shows nearby schools and their SQRP ratings based on their performance in the 2017-18 school year. An interactive version of this map, the School Locator, is available at cps.edu/schools.



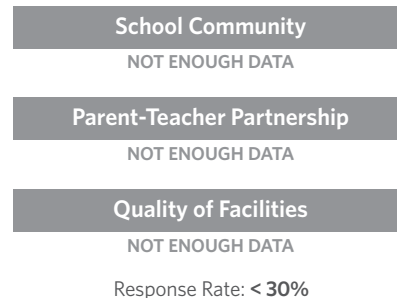
Attendance



Graduation Rate



Parent Survey



Freshmen On Track

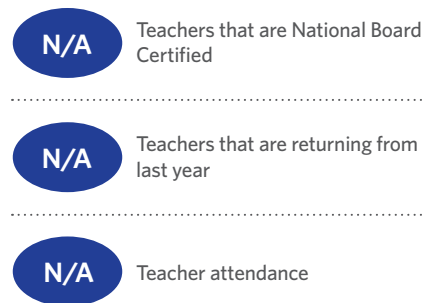
The percent of freshmen who earned five or more credits without failing more than one semester core class



College Enrollment of Graduates



Teachers



School Connectedness

Students' reported sense of membership in the school community on the 5Essentials survey



Early College and Career Credential Attainment



Suspension Practices

The percent of students who received one or more out-of-school suspensions



One-Year Dropout Rate

