

Oriole Park Elementary School

5424 N Oketo Ave Chicago, IL 60656
 (773)534-1201 • <http://www.orioloparkschool.com> • @ChiPubSchools

Level 1+

- Level 1
- Level 2+
- Level 2
- Level 3
- Not Enough Data

School Quality Rating

This school received a Level 1+ rating based on the CPS School Quality Rating Policy (SQRP). More information about what this rating means and how it is calculated is available at cps.edu/sqrp.

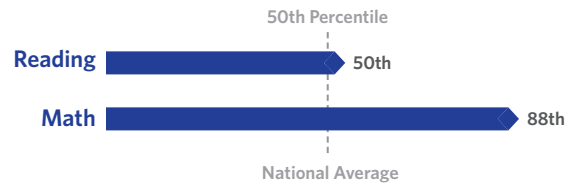
Accountability Status: Good Standing

This school is in Good Standing, based on this and last year's SQRP ratings. This means that the Local School Council (LSC) will oversee this school's funding allocations and Continuous Improvement Work Plan (CIWP). More information is available at cps.edu/LSC

Student Growth

ABOVE AVERAGE

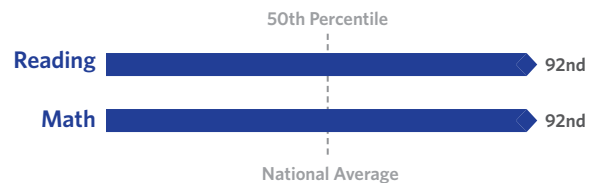
Student Growth at this school was above average, which means the change in NWEA test scores between Spring 2017 and Spring 2018 was greater at this school than at other schools nationally with the same pretest score.



Student Attainment

FAR ABOVE AVERAGE

Student Attainment at this school was far above average, which means NWEA test scores in Spring 2018 were much higher than the national average score.



School Culture & Climate

WELL ORGANIZED

This school is "Well-Organized for Improvement" which means that the school has a very strong culture and climate, suggesting the school is set up for success. Results are based on student and teacher responses to the My Voice, My School 5Essentials survey. For more information on this survey and additional measures of school culture and climate, visit <https://www.5-essentials.org/cps/5e/2018/>.



Teacher Participation Rate:
61.1%

Student Participation Rate:
65.4%

Early Education Award



This school's preschool program has earned a Gold Circle of Quality award from the statewide quality rating system, meeting and exceeding the highest quality of standards for early learning programs. For more information, visit excelserateillinois.com.

Creative Schools



This school is Excelling in the arts. It meets the goals and priorities outlined in the CPS Arts Education Plan, including Staffing & Instruction, Partnerships, Community & Culture, and Budget & Planning. To learn more, visit <http://www.cpsarts.org/creative-schools-categories/>.

Healthy Schools



HEALTHY CPS STATUS: NOT ACHIEVED

Students learn better at healthy schools! This school is working towards achieving Healthy CPS. Schools must earn four badges to become Healthy CPS. Learn more by visiting www.cps.edu/healthycps.

Supportive Schools



This school has put in place systems and structures to support social and emotional learning (SEL). This may include SEL action plans, ongoing training for teachers and staff, partnerships with community organizations, time for SEL in the master schedule, and/or targeted and intensive SEL services.

School Stats

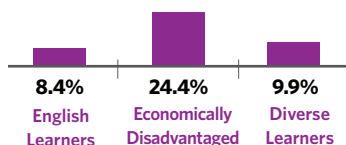
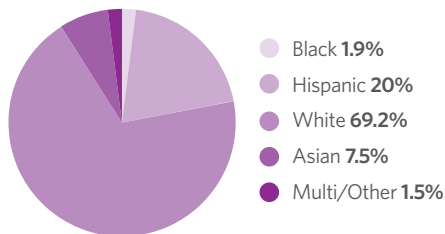
School Type: District - Traditional

Enrollment: 751

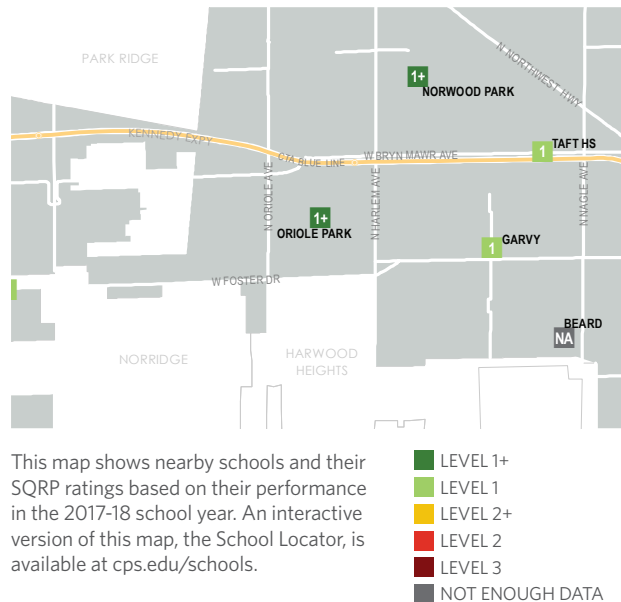
Grades Served: PK-8

ADA Accessibility Level: Usable

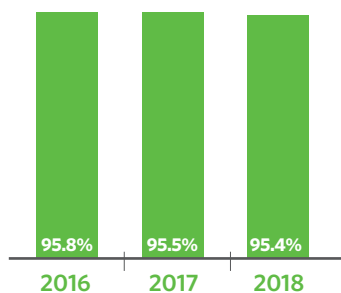
Demographics



Neighborhood Map

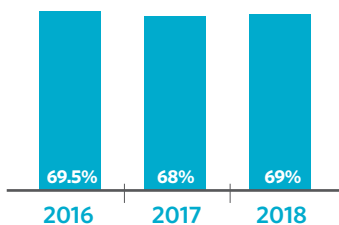


Attendance

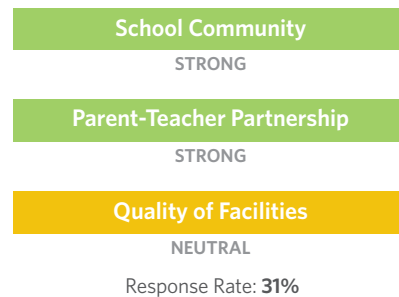


Grades 3-8 On Track

The percent of students in grades 3-8 who have an attendance rate of 95% or greater and earned a C or higher in reading and math



Parent Survey



School Connectedness

Students' reported sense of membership in the school community on the 5Essentials survey




English Learners

The percent of students meeting annual growth targets



Teachers



Classroom Rigor

Students' perception of rigor in the classroom



Suspension Practices

The percent of students who received one or more out-of-school suspensions

