

YCCS-West Town Acad Alternative HS

500 N Sacramento Blvd Chicago, IL 60612
 (312)563-9044 • <http://westtownacademy.org> • @ChiPubSchools

- Level 1+
- Level 1**
- Level 2+
- Level 2
- Level 3
- Not Enough Data

School Quality Rating

This school received a Level 1 rating based on the CPS School Quality Rating Policy (SQRP). More information about what this rating means and how it is calculated is available at cps.edu/sqrp.

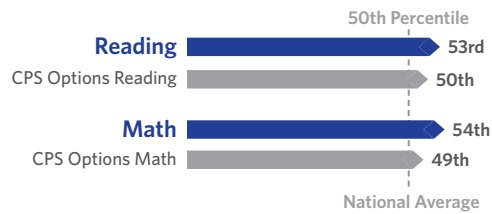
Accountability Status: Not Applicable

This school does not receive an official accountability status because its performance measures are determined by its contract with the Chicago Board of Education.

Student Growth

ABOVE AVERAGE

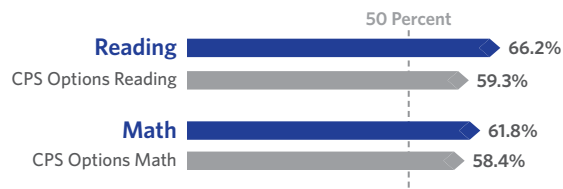
Student Growth measures the change in STAR test scores between two points in time: either fall to spring, winter to spring, or fall to winter depending on available test scores. The growth at this school is above average, which means the students at this school generally showed higher growth than students nationally with the same pretest scores.



Students Making Growth Targets

FAR ABOVE AVERAGE

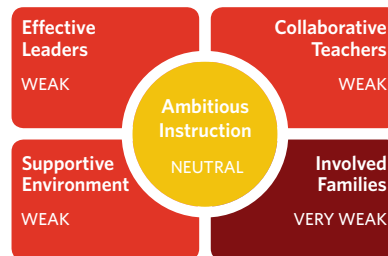
Students Making Growth Targets is the percent of students who reached the 40th percentile growth on STAR. This school has a very high number of students reaching this level of growth.



School Culture & Climate

NOT YET ORGANIZED

This school is "Not Yet Organized for Improvement" which means there are several weaknesses with the school's culture and climate, suggesting that the school is not set up for success. Results are based on student and teacher responses to the My Voice, My School 5Essentials survey. For more information on this survey and additional measures of school culture and climate visit cps.5-essentials.org.



Teacher Participation Rate:
88.9%

Student Participation Rate:
55.7%

Creative Schools



This school is Emerging in the arts. It rarely meets the goals and priorities outlined in the CPS Arts Education Plan including Staffing & Instruction, Partnerships, Community & Culture, and Budget & Planning. To learn more, visit cpsarts.org/creative-schools-certification.

Supportive Schools



This school has not submitted an action plan to support school climate and social & emotional learning (SEL).

Early College and Career Programs

Early College and Career Programs allow students to earn college credit or career credentials while still in high school.



This school has no Early College and Career Programs at this time.

Healthy Schools



Students learn better at healthy schools! This school is working towards achieving Healthy CPS. Schools must earn four badges to become Healthy CPS. Learn more by visiting www.cps.edu/healthycps.

School Stats

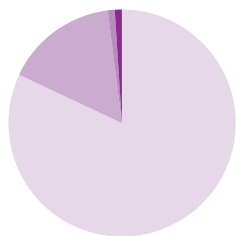
School Type: Charter - Options

Enrollment: 161

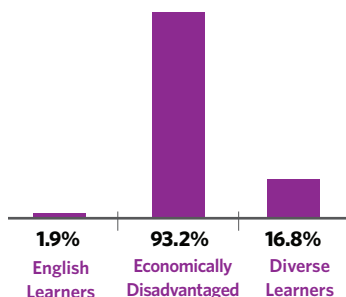
Grades Served: 9-12

ADA Accessibility Level: Unknown

Demographics



- Black 82%
- Hispanic 16.1%
- White 0.6%
- Asian 0%
- Multi/Other 1.2%



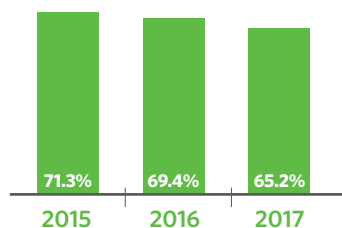
Neighborhood Map



This map shows the location of this Options school. An interactive version of this map, the School Locator, is available at cps.edu/schools.

- LEVEL 1+
- LEVEL 1
- LEVEL 2+
- LEVEL 2
- LEVEL 3
- NOT ENOUGH DATA

Attendance



Growth in Attendance

The percent of students with at least 90% attendance or have improved by at least 3 percentage points



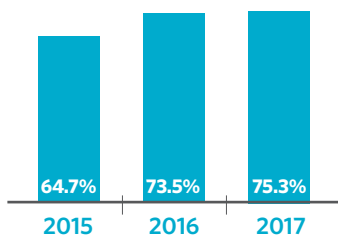
Suspension Practices

The percent of students who received one or more out-of-school suspensions



Stabilization Rate

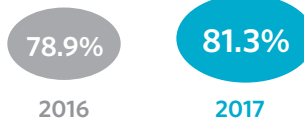
The percent of students who remain enrolled, completed the program, graduated or transferred




Students Passing All of Their Classes



One-Year Graduation Rate



Parent Survey



Teachers

