2017 School Progress Report

YCCS-Austin Career Education Center HS

5352 W Chicago Ave Chicago, IL 60651
(773)626-6988 • http://www.austincareer.org/ • @ChiPubSchools

- Level 1+
- **Level 1**
- Level 2+
- Level 2
- Level 3
- Not Enough Data

School Quality Rating

This school received a Level 1 rating based on the CPS School Quality Rating Policy (SQRP). More information about what this rating means and how it is calculated is available at cps.edu/sqrp.

Accountability Status: Not Applicable

This school does not receive an official accountability status because its performance measures are determined by its contract with the Chicago Board of Education.

Student Growth

ABOVE AVERAGE

Student Growth measures the change in STAR test scores between two points in time: either fall to spring, winter to spring, or fall to winter depending on available test scores. The growth at this school is above average, which means the students at this school generally showed higher growth than students nationally with the same pretest scores.

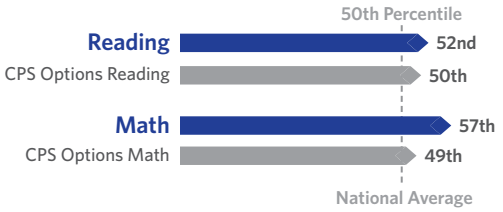

Students Making Growth Targets

FAR ABOVE AVERAGE

Students Making Growth Targets is the percent of students who reached the 40th percentile growth on STAR. This school has a very high number students reaching this level of growth.

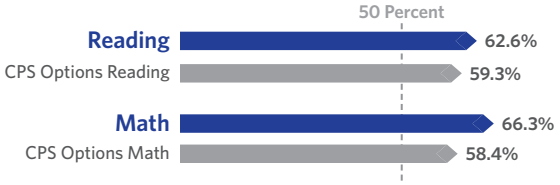

School Culture & Climate

NOT ENOUGH DATA

This school does not have enough data for a report. This may be because not enough teachers and students responded or because there too few teachers or students in the school and thus we won't generate a report to protect their privacy. Results from the My Voice, My School 5Essentials surveys of students and teachers provide valuable information about a schools' culture and climate.

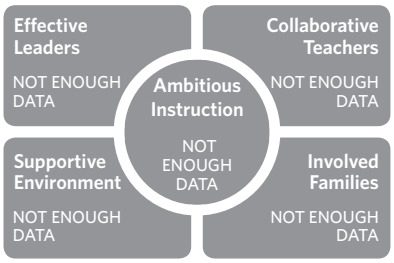

Teacher Participation Rate: 70%

Student Participation Rate: 45.8%

Creative Schools

This school has an arts designation of Incomplete Data, and may or may not meet the goals and priorities of the CPS Arts Education Plan, but the school has insufficient data available to complete an assessment. To learn more, visit cpsarts.org/creative-schools-certification.

Supportive Schools

This school has not submitted an action plan to support school climate and social & emotional learning (SEL).

Early College and Career Programs

Early College and Career Programs allow students to earn college credit or career credentials while still in high school.

This school has no Early College and Career Programs at this time.

Healthy Schools

Students learn better at healthy schools! This school is working towards achieving Healthy CPS. Schools must earn four badges to become Healthy CPS. Learn more by visiting www.cps.edu/healthycps.

School Stats

School Type: Charter - Options

Enrollment: 148

Grades Served: 10-12

ADA Accessibility Level: Unknown

Demographics

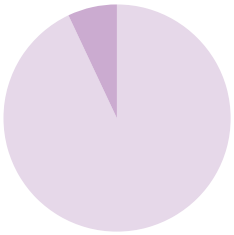

- Black **93.2%**
- Hispanic **6.8%**
- White **0%**
- Asian **0%**
- Multi/Other **0%**

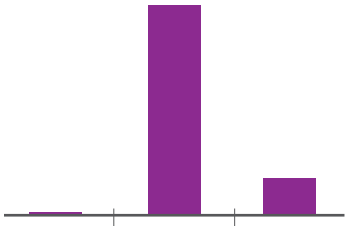

Neighborhood Map

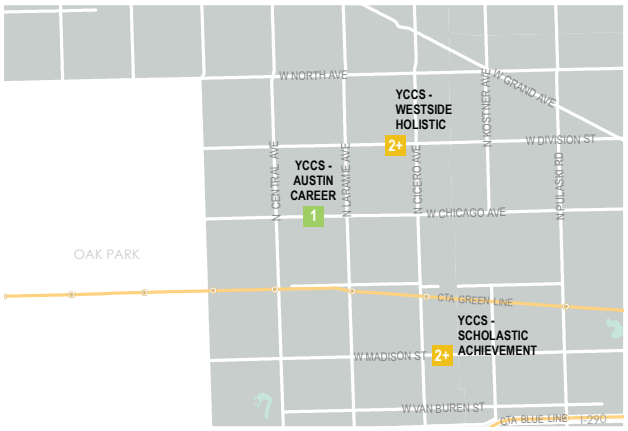

This map shows the location of this Options school. An interactive version of this map, the School Locator, is available at cps.edu/schools.

- LEVEL 1+
- LEVEL 1
- LEVEL 2+
- LEVEL 2
- LEVEL 3
- NOT ENOUGH DATA

Attendance

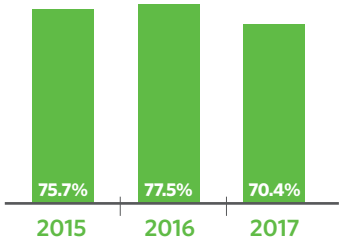

Growth in Attendance

The percent of students with at least 90% attendance or have improved by at least 3 percentage points

2016	2017
73.4%	55.3%

Suspension Practices

The percent of students who received one or more out-of-school suspensions

2016	2017
N/A	N/A

Stabilization Rate

The percent of students who remain enrolled, completed the program, graduated or transferred

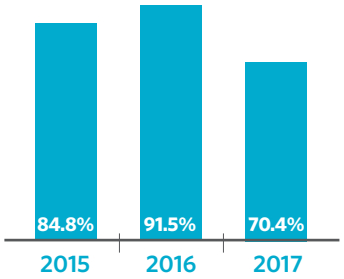

Students Passing All of Their Classes

2016	2017
66.1%	79.6%

One-Year Graduation Rate

2016	2017
83.8%	91.1%

Parent Survey

School Community
NOT ENOUGH DATA

Parent-Teacher Partnership
NOT ENOUGH DATA

Quality of Facilities
NOT ENOUGH DATA

Response Rate: **< 30%**

Teachers

N/A Teachers that are National Board Certified

N/A Teachers that are returning from last year

N/A Teacher attendance