

Ray Graham Training Center High School

2347 S Wabash Ave Chicago, IL 60616
 (773)534-9257 • <http://www.raygrahamtrainingcenterhs.com/> • @ChiPubSchools

- Level 1+
- Level 1
- Level 2+
- Level 2
- Level 3

Not Enough Data

School Quality Rating

This school does not have enough data for a rating according to the CPS School Quality Rating Policy (SQRP) at this time. To learn more, visit cps.edu/sqrp.

Accountability Status: Good Standing

This school is in Good Standing, based on this and last year's SQRP ratings. This means that the Local School Council (LSC) will oversee this school's funding allocations and Continuous Improvement Work Plan (CIWP). More information is available at cps.edu/LSC

Student Growth

NO DATA AVAILABLE

CPS does not have enough information about students' SAT test scores to determine growth for this school.

- Average PSAT9 Growth ▶ N/A
- Average PSAT10 Growth ▶ N/A
- Average SAT Growth ▶ N/A



Student Attainment

NO DATA AVAILABLE

CPS does not have enough information about students' SAT test scores to determine attainment for this school.

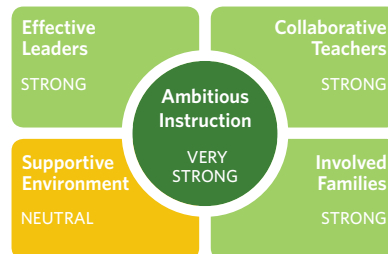
- Met Benchmark on PSAT9 ▶ N/A
- Met Benchmark on PSAT10 ▶ N/A
- Met Benchmark on SAT ▶ N/A
- School Total Met Benchmarks ▶ N/A

CPS Total Met Benchmarks 42.7%

School Culture & Climate

WELL ORGANIZED

This school is "Well-Organized for Improvement" which means that the school has a very strong culture and climate, suggesting the school is set up for success. Results are based on student and teacher responses to the My Voice, My School 5Essentials survey. For more information on this survey and additional measures of school culture and climate, visit cps.5-essentials.org.



Teacher Participation Rate: **56.1%**

Student Participation Rate: **63.9%**

Creative Schools



This school is Developing in the arts. It occasionally meets the goals and priorities of the CPS Arts Education Plan including Staffing & Instruction, Partnerships, Community & Culture and Budget & Planning. To learn more, visit cpsarts.org/creative-schools-certification.

Supportive Schools



This school has developed an action plan to support social and emotional learning (SEL). Leaders and staff have assessed their school climate, and they are beginning to adopt best practices to support SEL for all students.

Early College and Career Programs

Early College and Career Programs allow students to earn college credit or career credentials while still in high school.



Healthy Schools



Students learn better at healthy schools! This school is working towards achieving Healthy CPS. Schools must earn four badges to become Healthy CPS. Learn more by visiting www.cps.edu/healthycps.

School Stats

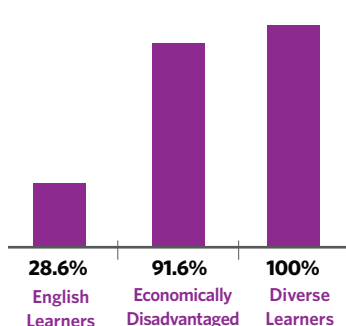
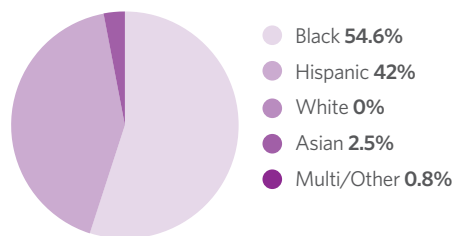
School Type: District - Specialty

Enrollment: 119

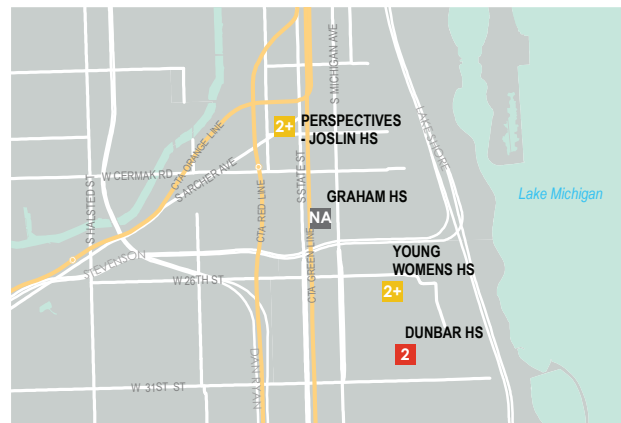
Grades Served: 9-12

ADA Accessibility Level: Inaccessible

Demographics



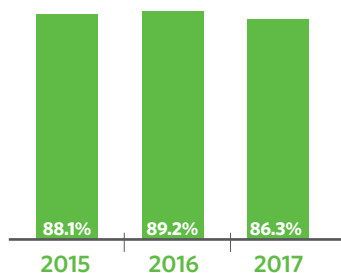
Neighborhood Map



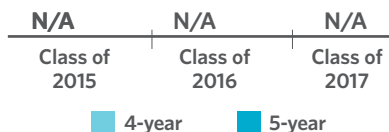
This map shows nearby schools and their SQRP ratings based on their performance in the 2016-17 school year. An interactive version of this map, the School Locator, is available at cps.edu/schools.



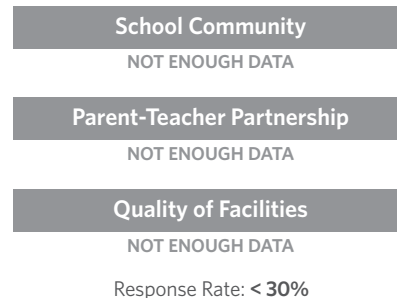
Attendance



Graduation Rate



Parent Survey



Freshmen On Track


The percent of freshmen who earned five or more credits without failing more than one semester core class



College Enrollment of Graduates



Teachers



School Connectedness

Students' reported sense of membership in the school community on the 5Essentials survey



Early College and Career Credential Attainment



Suspension Practices

The percent of students who received one or more out-of-school suspensions



One-Year Dropout Rate

