

## Northside Learning Center High School

3730 W Bryn Mawr Ave Chicago, IL 60659  
 (773)534-5180 • <http://www.northsidelearningcenter.org/> • @ChiPubSchools

- Level 1+
- Level 1
- Level 2+
- Level 2
- Level 3

Not Enough Data

### School Quality Rating

This school does not have enough data for a rating according to the CPS School Quality Rating Policy (SQRP) at this time. To learn more, visit [cps.edu/sqrp](http://cps.edu/sqrp).

### Accountability Status: Good Standing

This school is in Good Standing, based on this and last year's SQRP ratings. This means that the Local School Council (LSC) will oversee this school's funding allocations and Continuous Improvement Work Plan (CIWP). More information is available at [cps.edu/LSC](http://cps.edu/LSC)

## Student Growth

NO DATA AVAILABLE

CPS does not have enough information about students' SAT test scores to determine growth for this school.

- Average PSAT9 Growth ▶ N/A
- Average PSAT10 Growth ▶ N/A
- Average SAT Growth ▶ N/A



## Student Attainment

NO DATA AVAILABLE

CPS does not have enough information about students' SAT test scores to determine attainment for this school.

- Met Benchmark on PSAT9 ▶ N/A
- Met Benchmark on PSAT10 ▶ N/A
- Met Benchmark on SAT ▶ N/A
- School Total Met Benchmarks ▶ N/A

CPS Total Met Benchmarks  42.7%

## School Culture & Climate

WELL ORGANIZED

This school is "Well-Organized for Improvement" which means that the school has a very strong culture and climate, suggesting the school is set up for success. Results are based on student and teacher responses to the My Voice, My School 5Essentials survey. For more information on this survey and additional measures of school culture and climate, visit [cps.5-essentials.org](http://cps.5-essentials.org).



Teacher Participation Rate: **54.8%**

Student Participation Rate: **91.3%**

## Creative Schools



This school is Developing in the arts. It occasionally meets the goals and priorities of the CPS Arts Education Plan including Staffing & Instruction, Partnerships, Community & Culture and Budget & Planning. To learn more, visit [cpsarts.org/creative-schools-certification](http://cpsarts.org/creative-schools-certification).

## Supportive Schools



This school has developed an action plan to support social and emotional learning (SEL). Leaders and staff have assessed their school climate, and they are beginning to adopt best practices to support SEL for all students.

## Early College and Career Programs

Early College and Career Programs allow students to earn college credit or career credentials while still in high school.



This school has no Early College and Career Programs at this time.

## Healthy Schools



Students learn better at healthy schools! This school is working towards achieving Healthy CPS. Schools must earn four badges to become Healthy CPS. Learn more by visiting [www.cps.edu/healthycps](http://www.cps.edu/healthycps).

## School Stats

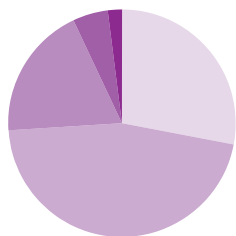
School Type: District - Specialty

Enrollment: 228

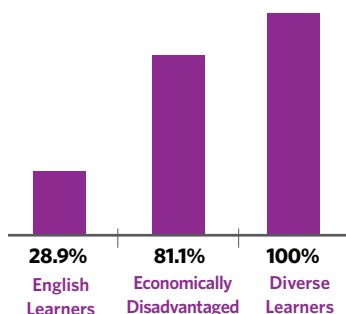
Grades Served: 9-12

ADA Accessibility Level: Usable

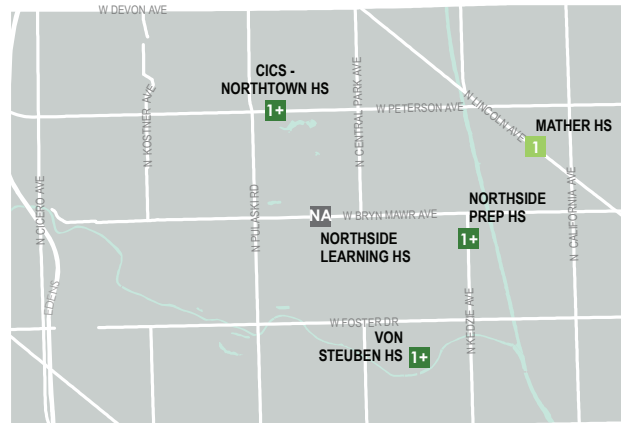
## Demographics



Black 27.6%  
Hispanic 46.5%  
White 19.3%  
Asian 4.8%  
Multi/Other 1.8%



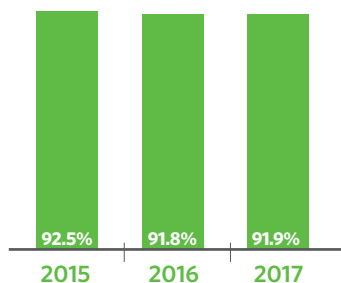
## Neighborhood Map



This map shows nearby schools and their SQRP ratings based on their performance in the 2016-17 school year. An interactive version of this map, the School Locator, is available at [cps.edu/schools](http://cps.edu/schools).

LEVEL 1+  
LEVEL 1  
LEVEL 2+  
LEVEL 2  
LEVEL 3  
NOT ENOUGH DATA

## Attendance



## Freshmen On Track

The percent of freshmen who earned five or more credits without failing more than one semester core class



## School Connectedness

Students' reported sense of membership in the school community on the 5Essentials survey

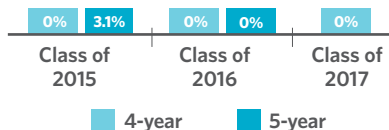


## Suspension Practices

The percent of students who received one or more out-of-school suspensions



## Graduation Rate



## College Enrollment of Graduates



## Early College and Career Credential Attainment



## One-Year Dropout Rate



## Parent Survey

School Community

VERY STRONG

Parent-Teacher Partnership

VERY STRONG

Quality of Facilities

VERY STRONG

Response Rate: 68%

## Teachers

6.1% Teachers that are National Board Certified

83.9% Teachers that are returning from last year

89.2% Teacher attendance

