

Dvorak Technology Academy

3615 W 16th St Chicago, IL 60623

(773)534-1690 • <http://auslchicago.org/schools/pages/dvorak> • @ChiPubSchools



School Quality Rating

This school received a Level 2+ rating based on the CPS School Quality Rating Policy (SQRP). More information about what this rating means and how it is calculated is available at cps.edu/sqrp.

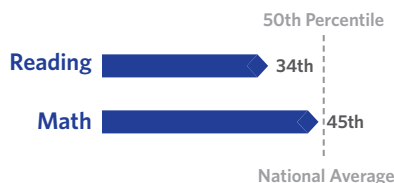
Accountability Status: Intensive Support

This school is in Intensive Support, due to being the subject of a previous school action. This means that the district will continue to oversee this school's funding allocations and Continuous Improvement Work Plan (CIWP). More information is available at cps.edu/LSC

Student Growth

AVERAGE

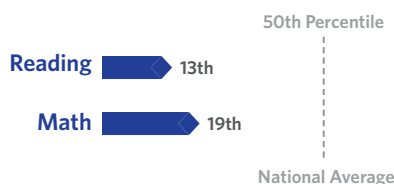
Student Growth at this school was average, which means the change in NWEA test scores between Spring 2016 and Spring 2017 was about the same at this school as at other schools nationally with the same pretest score.



Student Attainment

BELOW AVERAGE

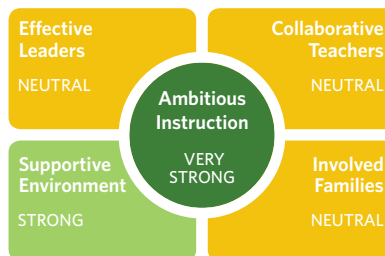
Student Attainment at this school was below average, which means NWEA test scores in Spring 2017 were lower than the national average score



School Culture & Climate

ORGANIZED

This school is "Organized for Improvement" which means that the school has a strong culture and climate with only a few areas for improvement. Results are based on student and teacher responses to the My Voice, My School 5Essentials survey. For more information on this survey and additional measures of school culture and climate visit cps.5-essentials.org.



Teacher Participation Rate:
78.8%

Student Participation Rate:
94.1%

Early Education Award



This school's preschool program has earned a Silver Circle of Quality award from the statewide quality rating system, meeting the quality of standards for early learning programs. For more information, visit excelerateillinois.com.

Creative Schools



This school is Excelling in the arts. It meets the goals and priorities outlined in the CPS Arts Education Plan, including Staffing & Instruction, Partnerships, Community & Culture, and Budget & Planning. To learn more, visit cpsarts.org/creative-schools-certification.

Healthy Schools



HEALTHY CPS STATUS: NOT ACHIEVED

Students learn better at healthy schools! This school is working towards achieving Healthy CPS. Schools must earn four badges to become Healthy CPS. Learn more by visiting www.cps.edu/healthycps.

Supportive Schools



This school has not submitted an action plan to support school climate and social & emotional learning (SEL).

School Stats

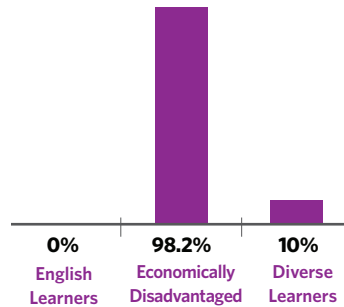
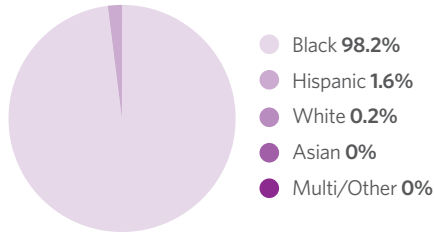
School Type: District - Traditional

Enrollment: 438

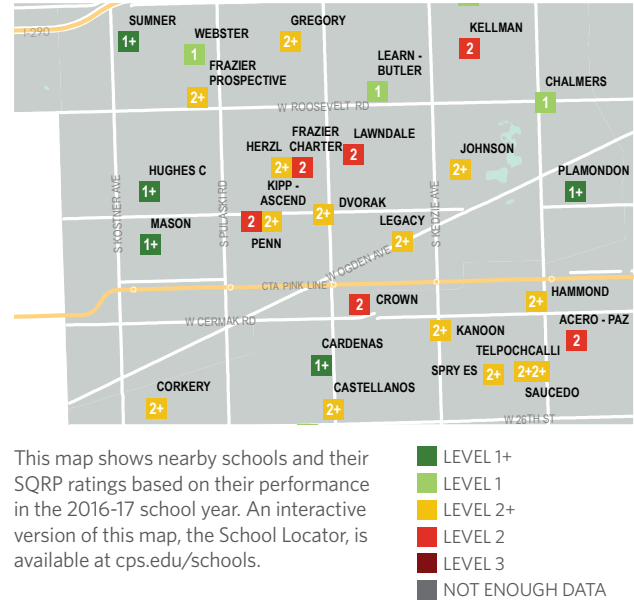
Grades Served: PK-8

ADA Accessibility Level: Usable

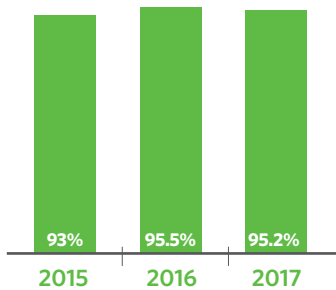
Demographics



Neighborhood Map

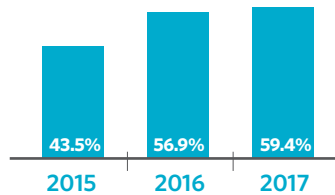


Attendance



Grades 3-8 On Track

The percent of students in grades 3-8 who have an attendance rate of 95% or greater and earned a C or higher in reading and math



Parent Survey

School Community

NOT ENOUGH DATA

Parent-Teacher Partnership

NOT ENOUGH DATA

Quality of Facilities

NOT ENOUGH DATA

Response Rate: < 30%

School Connectedness

Students' reported sense of membership in the school community on the 5Essentials survey



English Learners

The percent of students meeting annual growth targets



Teachers

0%

Teachers that are National Board Certified

71.4%

Teachers that are returning from last year

92%

Teacher attendance

Classroom Rigor

Students' perception of rigor in the classroom



Suspension Practices

The percent of students who received one or more out-of-school suspensions

