

## Enrico Tonti Elementary School

5815 S Homan Ave Chicago, IL 60629  
(773)535-9280 • <http://tonti.cps.edu> • @ChiPubSchools



### School Quality Rating

This school received a Level 2+ rating based on the CPS School Quality Rating Policy (SQRP). More information about what this rating means and how it is calculated is available at [cps.edu/sqrp](http://cps.edu/sqrp).

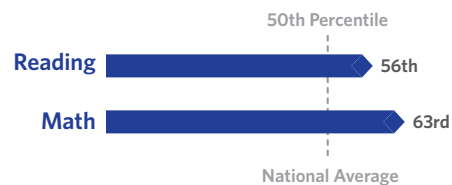
### Accountability Status: Good Standing

This school is in Good Standing, based on this and last year's SQRP ratings. This means that the Local School Council (LSC) will oversee this school's funding allocations and Continuous Improvement Work Plan (CIWP). More information is available at [cps.edu/LSC](http://cps.edu/LSC)

## Student Growth

AVERAGE

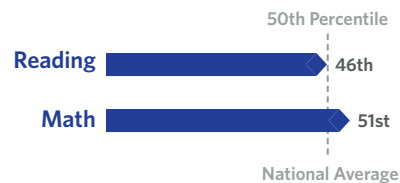
Student Growth at this school was average, which means the change in NWEA test scores between Spring 2016 and Spring 2017 was about the same at this school as at other schools nationally with the same pretest score.



## Student Attainment

AVERAGE

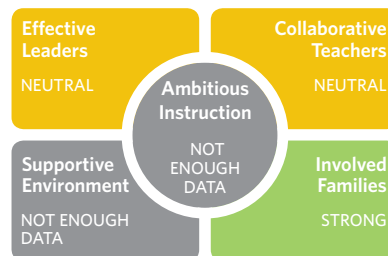
Student Attainment at this school was average, which means NWEA test scores in Spring 2017 were about the same as the national average score



## School Culture & Climate

ORGANIZED

This school is "Organized for Improvement" which means that the school has a strong culture and climate with only a few areas for improvement. Results are based on student and teacher responses to the My Voice, My School 5Essentials survey. For more information on this survey and additional measures of school culture and climate visit [cps.5-essentials.org](http://cps.5-essentials.org).



Teacher Participation Rate:  
**87.7%**

Student Participation Rate:  
**N/A**

## Early Education Award



This school's preschool program has earned a Gold Circle of Quality award from the statewide quality rating system, meeting and exceeding the highest quality of standards for early learning programs. For more information, visit [excelerateillinois.com](http://excelerateillinois.com).

## Creative Schools



This school is Excelling in the arts. It meets the goals and priorities outlined in the CPS Arts Education Plan, including Staffing & Instruction, Partnerships, Community & Culture, and Budget & Planning. To learn more, visit [cpsarts.org/creative-schools-certification](http://cpsarts.org/creative-schools-certification).

## Healthy Schools



Students learn better at healthy schools! This school is working towards achieving Healthy CPS. Schools must earn four badges to become Healthy CPS. Learn more by visiting [www.cps.edu/healthycps](http://www.cps.edu/healthycps).

## Supportive Schools



This school has not submitted an action plan to support school climate and social & emotional learning (SEL).

## School Stats

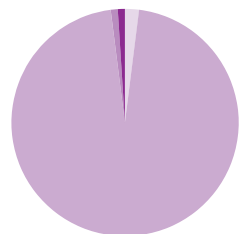
**School Type:** District - Traditional

**Enrollment:** 1074

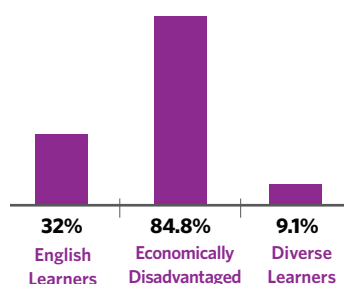
**Grades Served:** PK-5

**ADA Accessibility Level:** Inaccessible

## Demographics



Black 1.8%  
Hispanic 95.8%  
White 1.1%  
Asian 0.1%  
Multi/Other 1.2%



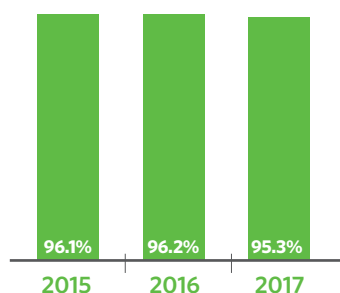
## Neighborhood Map



This map shows nearby schools and their SQRP ratings based on their performance in the 2016-17 school year. An interactive version of this map, the School Locator, is available at [cps.edu/schools](http://cps.edu/schools).

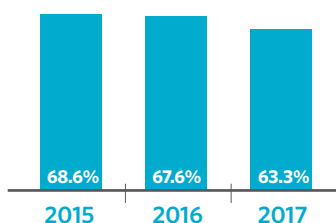
LEVEL 1+  
LEVEL 1  
LEVEL 2+  
LEVEL 2  
LEVEL 3  
NOT ENOUGH DATA

## Attendance



## Grades 3-8 On Track

The percent of students in grades 3-8 who have an attendance rate of 95% or greater and earned a C or higher in reading and math



## Parent Survey

School Community

STRONG

Parent-Teacher Partnership

STRONG

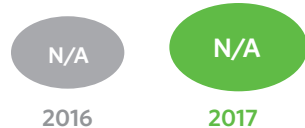
Quality of Facilities

STRONG

Response Rate: 58%

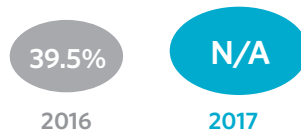
## School Connectedness

Students' reported sense of membership in the school community on the 5Essentials survey



## English Learners

The percent of students meeting annual growth targets



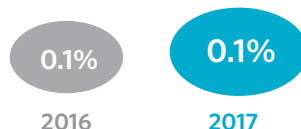
## Classroom Rigor

Students' perception of rigor in the classroom



## Suspension Practices

The percent of students who received one or more out-of-school suspensions



## Teachers

6.5%

Teachers that are National Board Certified

90.3%

Teachers that are returning from last year

91%

Teacher attendance

