

West Park Elementary Academy

1425 N Tripp Ave Chicago, IL 60651
 (773)534-4940 • <http://www.westparkcps.org/> • @ChiPubSchools



School Quality Rating

This school received a Level 2 rating based on the CPS School Quality Rating Policy (SQRP). More information about what this rating means and how it is calculated is available at cps.edu/sqrp.

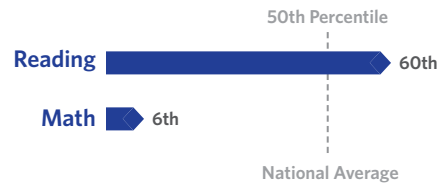
Accountability Status: Intensive Support

This school is in Intensive Support, based on this year's SQRP rating. This means that the district will oversee this school's funding allocations and Continuous Improvement Work Plan (CIWP). More information is available at cps.edu/LSC

Student Growth

BELOW AVERAGE

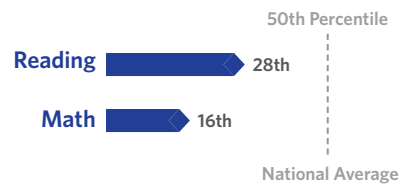
Student Growth at this school was below average, which means the change in NWEA test scores between Spring 2016 and Spring 2017 was less at this school than at other schools nationally with the same pretest score.



Student Attainment

BELOW AVERAGE

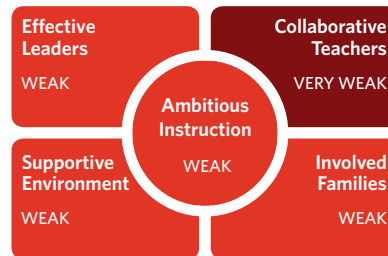
Student Attainment at this school was below average, which means NWEA test scores in Spring 2017 were lower than the national average score



School Culture & Climate

NOT YET ORGANIZED

This school is "Not Yet Organized for Improvement" which means there are several weaknesses with the school's culture and climate, suggesting that the school is not set up for success. Results are based on student and teacher responses to the My Voice, My School 5Essentials survey. For more information on this survey and additional measures of school culture and climate visit cps.5-essentials.org.



Teacher Participation Rate:
80%

Student Participation Rate:
97.8%

Early Education Award



This school's preschool program has earned a Gold Circle of Quality award from the statewide quality rating system, meeting and exceeding the highest quality of standards for early learning programs. For more information, visit excelserateillinois.com.

Creative Schools



This school is Strong in the arts. It nearly meets the goals and priorities outlined in the CPS Arts Education Plan, including Staffing & Instruction, Partnerships, Community & Culture, and Budget & Planning. To learn more, visit cpsarts.org/creative-schools-certification.

Healthy Schools



Students learn better at healthy schools! This school is working towards achieving Healthy CPS. Schools must earn four badges to become Healthy CPS. Learn more by visiting www.cps.edu/healthycps.

Supportive Schools



This school has developed an action plan to support social and emotional learning (SEL). Leaders and staff have assessed their school climate, and they are beginning to adopt best practices to support SEL for all students.

School Stats

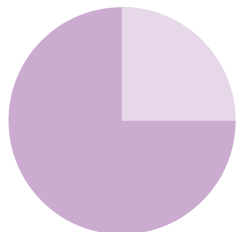
School Type: District - Traditional

Enrollment: 648

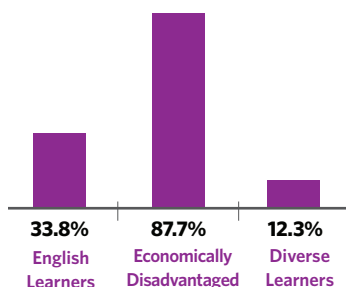
Grades Served: PK-8

ADA Accessibility Level: Usable

Demographics



- Black 24.7%
- Hispanic 74.5%
- White 0.3%
- Asian 0.2%
- Multi/Other 0.3%



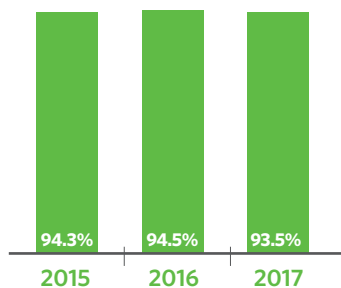
Neighborhood Map



This map shows nearby schools and their SQRP ratings based on their performance in the 2016-17 school year. An interactive version of this map, the School Locator, is available at cps.edu/schools.

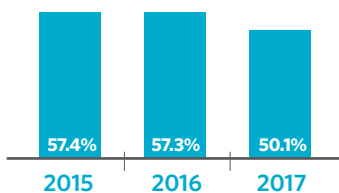
- LEVEL 1+
- LEVEL 1
- LEVEL 2+
- LEVEL 2
- LEVEL 3
- NOT ENOUGH DATA

Attendance

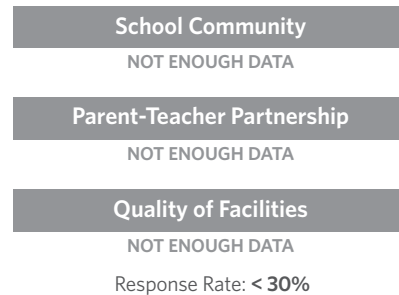


Grades 3-8 On Track

The percent of students in grades 3-8 who have an attendance rate of 95% or greater and earned a C or higher in reading and math



Parent Survey



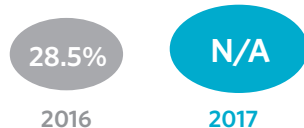
School Connectedness

Students' reported sense of membership in the school community on the 5Essentials survey




English Learners

The percent of students meeting annual growth targets



Teachers



Classroom Rigor

Students' perception of rigor in the classroom



Suspension Practices

The percent of students who received one or more out-of-school suspensions

