Chicago Public Schools

2017 School Progress Report

Friedrich L. Jahn Elementary of the Fine Arts

3149 N Wolcott Ave Chicago, IL 60657
(773)534-5500 • http://jahnschool.com • @ChiPubSchools

Level 1+
Level 1
Level 2+
Level 2
Level 3
Not Enough Data

School Quality Rating

This school received a Level 1 rating based on the CPS School Quality Rating Policy (SQRP). More information about what this rating means and how it is calculated is available at cps.edu/sqrp.

Accountability Status: Provisional Support

This school is in Provisional Support, based on this and last year's SQRP ratings. This means that the district may oversee this school's curriculum, student services, staff development, or budget. More information is available at cps.edu/LSC

Student Growth

ABOVE AVERAGE

Student Growth at this school was above average, which means the change in NWEA test scores between Spring 2016 and Spring 2017 was greater at this school than at other schools nationally with the same pretest score.

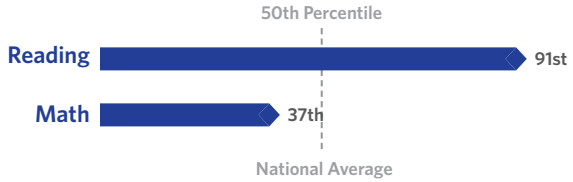

Student Attainment

AVERAGE

Student Attainment at this school was average, which means NWEA test scores in Spring 2017 were about the same as the national average score

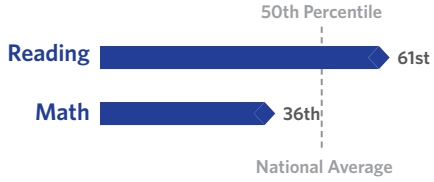

School Culture & Climate

WELL ORGANIZED

This school is "Well-Organized for Improvement" which means that the school has a very strong culture and climate, suggesting the school is set up for success. Results are based on student and teacher responses to the My Voice, My School 5Essentials survey. For more information on this survey and additional measures of school culture and climate, visit cps.5-essentials.org.

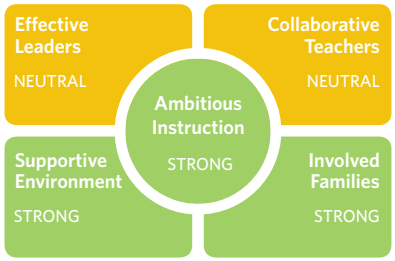

Teacher Participation Rate:
81.3%

Student Participation Rate:
94.3%

Early Education Award

This school's preschool program has earned a Gold Circle of Quality award from the statewide quality rating system, meeting and exceeding the highest quality of standards for early learning programs. For more information, visit excelerateillinois.com.

Creative Schools

This school is Excelling in the arts. It meets the goals and priorities outlined in the CPS Arts Education Plan, including Staffing & Instruction, Partnerships, Community & Culture, and Budget & Planning. To learn more, visit cpsarts.org/creative-schools-certification.

Healthy Schools

Students learn better at healthy schools! This school is working towards achieving Healthy CPS. Schools must earn four badges to become Healthy CPS. Learn more by visiting www.cps.edu/healthycps.

Supportive Schools

This school has developed an action plan to support social and emotional learning (SEL). Leaders and staff have assessed their school climate, and they are beginning to adopt best practices to support SEL for all students.

School Stats

School Type: District - Traditional

Enrollment: 344 **Grades Served:** PK-8

ADA Accessibility Level: Inaccessible

Demographics

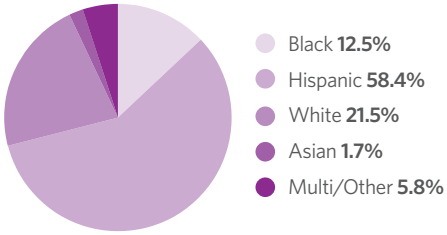

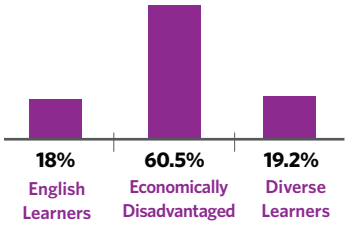

Neighborhood Map

This map shows nearby schools and their SQRP ratings based on their performance in the 2016-17 school year. An interactive version of this map, the School Locator, is available at cps.edu/schools.

- LEVEL 1+
- LEVEL 1
- LEVEL 2+
- LEVEL 2
- LEVEL 3
- NOT ENOUGH DATA

Attendance

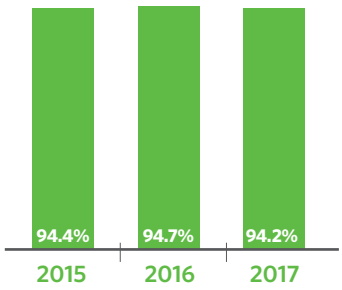

Grades 3-8 On Track

The percent of students in grades 3-8 who have an attendance rate of 95% or greater and earned a C or higher in reading and math

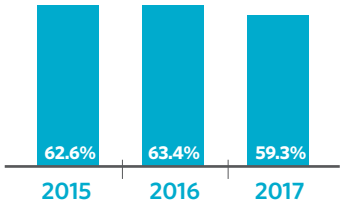

Parent Survey

School Community
VERY STRONG

Parent-Teacher Partnership
STRONG

Quality of Facilities
NEUTRAL

Response Rate: **44%**

School Connectedness

Students' reported sense of membership in the school community on the 5Essentials survey

2016	2017
VERY STRONG	STRONG

English Learners

The percent of students meeting annual growth targets

2016	2017
27.5%	N/A

Teachers

4.2%	Teachers that are National Board Certified
84.6%	Teachers that are returning from last year
89.3%	Teacher attendance

Classroom Rigor

Students' perception of rigor in the classroom

2016	2017
STRONG	STRONG

Suspension Practices

The percent of students who received one or more out-of-school suspensions

2016	2017
0.9%	0.9%