

John W Garvy Elementary School

5225 N Oak Park Ave Chicago, IL 60656
(773)534-1185 • <http://www.garvyschool.org> • @ChiPubSchools

Level 1+

- Level 1
- Level 2+
- Level 2
- Level 3
- Not Enough Data

School Quality Rating

This school received a Level 1+ rating based on the CPS School Quality Rating Policy (SQRP). More information about what this rating means and how it is calculated is available at cps.edu/sqrp.

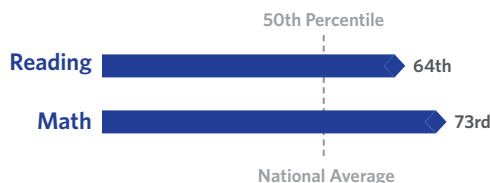
Accountability Status: Good Standing

This school is in Good Standing, based on this and last year's SQRP ratings. This means that the Local School Council (LSC) will oversee this school's funding allocations and Continuous Improvement Work Plan (CIWP). More information is available at cps.edu/LSC

Student Growth

ABOVE
AVERAGE

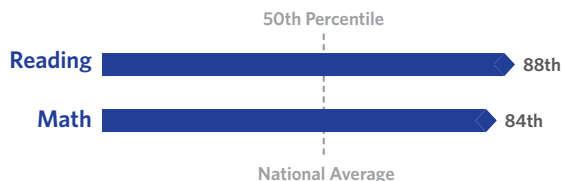
Student Growth at this school was above average, which means the change in NWEA test scores between Spring 2016 and Spring 2017 was greater at this school than at other schools nationally with the same pretest score.



Student Attainment

ABOVE
AVERAGE

Student Attainment at this school was above average, which means NWEA test scores in Spring 2017 were higher than the national average score



School Culture & Climate

WELL
ORGANIZED

This school is "Well-Organized for Improvement" which means that the school has a very strong culture and climate, suggesting the school is set up for success. Results are based on student and teacher responses to the My Voice, My School 5Essentials survey. For more information on this survey and additional measures of school culture and climate, visit cps.5-essentials.org.



Teacher Participation Rate:
72.7%

Student Participation Rate:
97.2%

Early Education Award

This school does not have a preschool program.

Creative Schools



This school is Strong in the arts. It nearly meets the goals and priorities outlined in the CPS Arts Education Plan, including Staffing & Instruction, Partnerships, Community & Culture, and Budget & Planning. To learn more, visit cpsarts.org/creative-schools-certification.

Healthy Schools



HEALTHY CPS STATUS: NOT ACHIEVED

Students learn better at healthy schools! This school is working towards achieving Healthy CPS. Schools must earn four badges to become Healthy CPS. Learn more by visiting www.cps.edu/healthycps.

Supportive Schools



This school has strong commitment and robust systems to support social and emotional learning (SEL). Documents, observations, and interviews demonstrate that SEL is a core part of students' experience and the learning environment meets CPS School Climate Standards.

School Stats

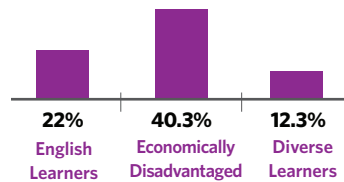
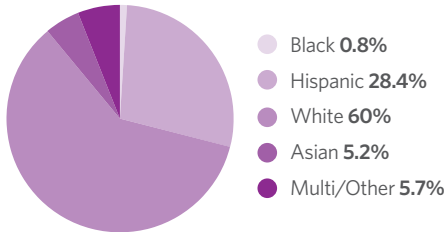
School Type: District - Traditional

Enrollment: 790

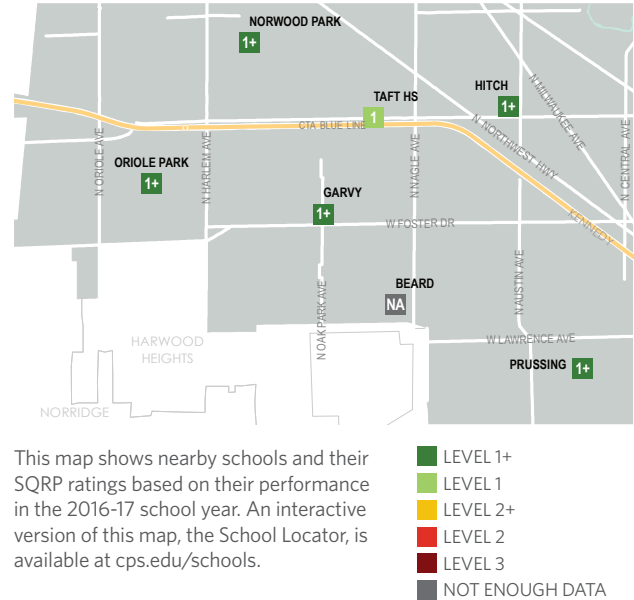
Grades Served: K-8

ADA Accessibility Level: Usable

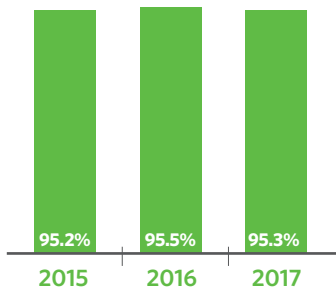
Demographics



Neighborhood Map

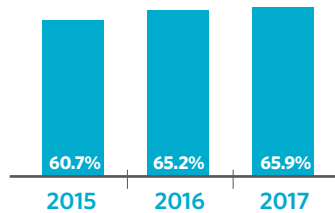


Attendance

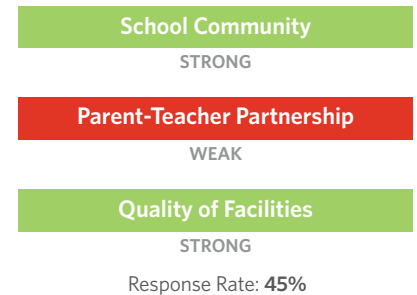


Grades 3-8 On Track

The percent of students in grades 3-8 who have an attendance rate of 95% or greater and earned a C or higher in reading and math



Parent Survey



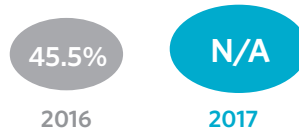
School Connectedness

Students' reported sense of membership in the school community on the 5Essentials survey




English Learners

The percent of students meeting annual growth targets



Teachers



Classroom Rigor

Students' perception of rigor in the classroom



Suspension Practices

The percent of students who received one or more out-of-school suspensions

