2017 School Progress Report

Polaris Charter Academy

620 N Sawyer Ave Chicago, IL 60624
(773)534-0820 • http://www.pcachicago.org • @ChiPubSchools

- Level 1+
- **Level 1**
- Level 2+
- Level 2
- Level 3
- Not Enough Data

School Quality Rating

This school received a Level 1 rating based on the CPS School Quality Rating Policy (SQRP). More information about what this rating means and how it is calculated is available at cps.edu/sqrp.

Accountability Status: Not Applicable

This school does not receive an official accountability status because its performance measures are determined by its contract with the Chicago Board of Education.

Student Growth

AVERAGE

Student Growth at this school was average, which means the change in NWEA test scores between Spring 2016 and Spring 2017 was about the same at this school as at other schools nationally with the same pretest score.

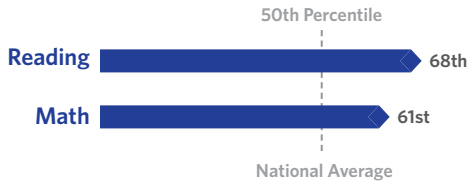

Student Attainment

AVERAGE

Student Attainment at this school was average, which means NWEA test scores in Spring 2017 were about the same as the national average score

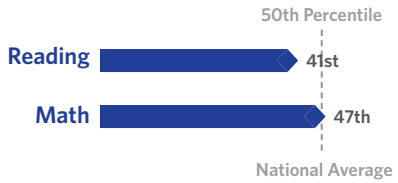

School Culture & Climate

WELL ORGANIZED

This school is "Well-Organized for Improvement" which means that the school has a very strong culture and climate, suggesting the school is set up for success. Results are based on student and teacher responses to the My Voice, My School 5Essentials survey. For more information on this survey and additional measures of school culture and climate, visit cps.5-essentials.org.

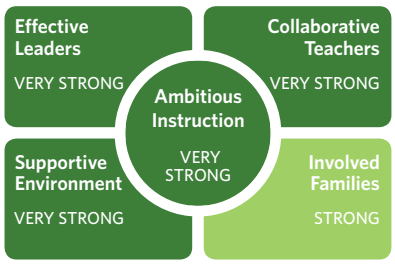

Teacher Participation Rate: 84.9%

Student Participation Rate: 60.3%

Early Education Award

This school does not have a preschool program.

Creative Schools

This school is Excelling in the arts. It meets the goals and priorities outlined in the CPS Arts Education Plan, including Staffing & Instruction, Partnerships, Community & Culture, and Budget & Planning. To learn more, visit cpsarts.org/creative-schools-certification.

Healthy Schools

Students learn better at healthy schools! This school is working towards achieving Healthy CPS. Schools must earn four badges to become Healthy CPS. Learn more by visiting www.cps.edu/healthycps.

Supportive Schools

This school has not submitted an action plan to support school climate and social & emotional learning (SEL).

School Stats

School Type: Charter - Traditional

Enrollment: 445

Grades Served: K-8

ADA Accessibility Level: Usable

Demographics

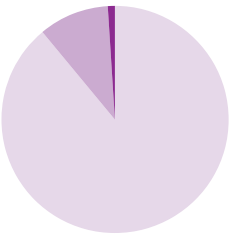

- Black **89%**
- Hispanic **10.1%**
- White **0.2%**
- Asian **0%**
- Multi/Other **0.7%**

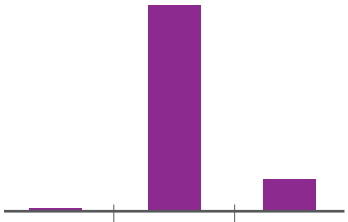

Neighborhood Map

This map shows nearby schools and their SQRP ratings based on their performance in the 2016-17 school year. An interactive version of this map, the School Locator, is available at cps.edu/schools.

- LEVEL 1+
- LEVEL 1
- LEVEL 2+
- LEVEL 2
- LEVEL 3
- NOT ENOUGH DATA

Attendance

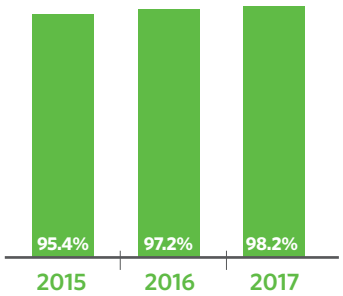

Grades 3-8 On Track

The percent of students in grades 3-8 who have an attendance rate of 95% or greater and earned a C or higher in reading and math

Parent Survey

School Community
NOT ENOUGH DATA

Parent-Teacher Partnership
NOT ENOUGH DATA

Quality of Facilities
NOT ENOUGH DATA

Response Rate: **< 30%**

School Connectedness

Students' reported sense of membership in the school community on the 5Essentials survey

VERY STRONG — 2016

VERY STRONG — 2017

English Learners

The percent of students meeting annual growth targets

N/A — 2016

N/A — 2017

Teachers

N/A — Teachers that are National Board Certified

N/A — Teachers that are returning from last year

N/A — Teacher attendance

Classroom Rigor

Students' perception of rigor in the classroom

STRONG — 2016

VERY STRONG — 2017

Suspension Practices

The percent of students who received one or more out-of-school suspensions

N/A — 2016

N/A — 2017