

KIPP Ascend Charter School

1616 S Avers Ave Chicago, IL 60623
 (773)521-4399 • <http://www.kippchicago.org> • @ChiPubSchools

- Level 1+
- Level 1
- Level 2+
- Level 2
- Level 3
- Not Enough Data

School Quality Rating

This school received a Level 2+ rating based on the CPS School Quality Rating Policy (SQRP). More information about what this rating means and how it is calculated is available at cps.edu/sqrp.

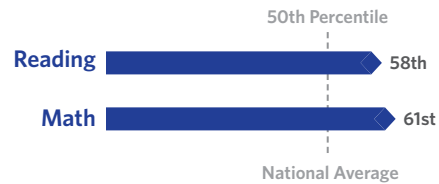
Accountability Status: Not Applicable

This school does not receive an official accountability status because its performance measures are determined by its contract with the Chicago Board of Education.

Student Growth

AVERAGE

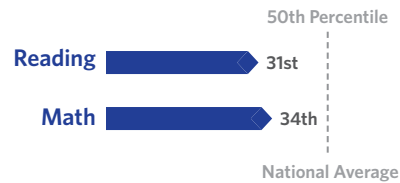
Student Growth at this school was average, which means the change in NWEA test scores between Spring 2016 and Spring 2017 was about the same at this school as at other schools nationally with the same pretest score.



Student Attainment

BELOW AVERAGE

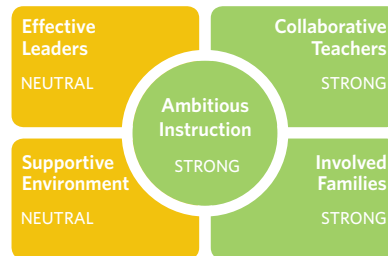
Student Attainment at this school was below average, which means NWEA test scores in Spring 2017 were lower than the national average score.



School Culture & Climate

WELL ORGANIZED

This school is "Well-Organized for Improvement" which means that the school has a very strong culture and climate, suggesting the school is set up for success. Results are based on student and teacher responses to the My Voice, My School 5Essentials survey. For more information on this survey and additional measures of school culture and climate, visit cps.5-essentials.org.



Teacher Participation Rate:
99.9%

Student Participation Rate:
61.9%

Early Education Award

This school does not have a preschool program.

Healthy Schools



Students learn better at healthy schools! This school is working towards achieving Healthy CPS. Schools must earn four badges to become Healthy CPS. Learn more by visiting www.cps.edu/healthycps.

Creative Schools



This school is Emerging in the arts. It rarely meets the goals and priorities outlined in the CPS Arts Education Plan including Staffing & Instruction, Partnerships, Community & Culture, and Budget & Planning. To learn more, visit cpsarts.org/creative-schools-certification.

Supportive Schools



This school has not submitted an action plan to support school climate and social & emotional learning (SEL).

School Stats

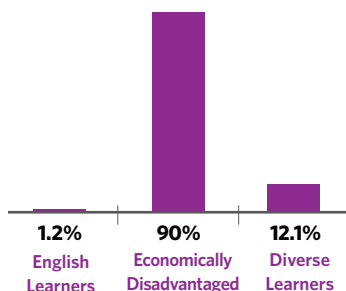
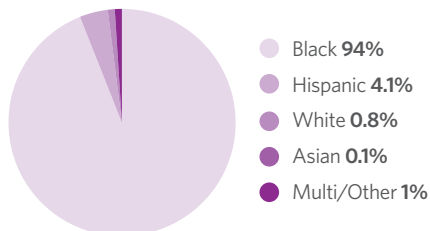
School Type: Charter - Traditional

Enrollment: 883

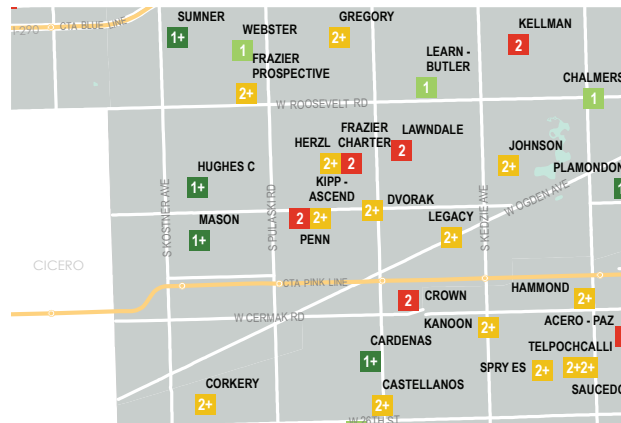
Grades Served: K-8

ADA Accessibility Level: Usable

Demographics



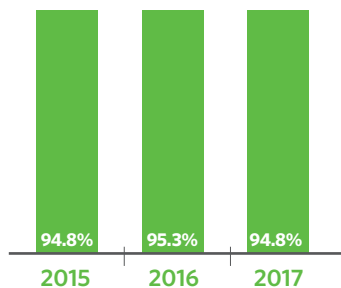
Neighborhood Map



This map shows nearby schools and their SQRP ratings based on their performance in the 2016-17 school year. An interactive version of this map, the School Locator, is available at cps.edu/schools.



Attendance

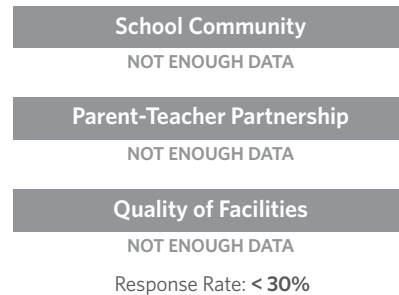


Grades 3-8 On Track

The percent of students in grades 3-8 who have an attendance rate of 95% or greater and earned a C or higher in reading and math



Parent Survey



School Connectedness

Students' reported sense of membership in the school community on the 5Essentials survey

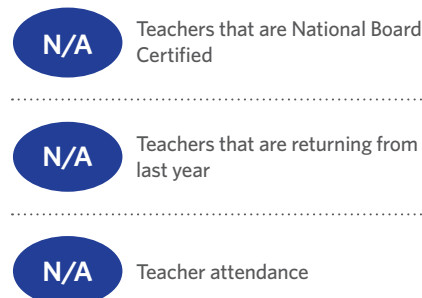


English Learners

The percent of students meeting annual growth targets



Teachers



Classroom Rigor

Students' perception of rigor in the classroom



Suspension Practices

The percent of students who received one or more out-of-school suspensions

