

## ASPIRA Charter School - Haugan Middle School

3729 W Leland Ave Chicago, IL 60625  
 (773)252-0970 • <http://www.haugan.aspirail.org> • @ChiPubSchools

- Level 1+
- Level 1
- Level 2+
- **Level 2**
- Level 3
- Not Enough Data

### School Quality Rating

This school received a Level 2 rating based on the CPS School Quality Rating Policy (SQRP). More information about what this rating means and how it is calculated is available at [cps.edu/sqrp](http://cps.edu/sqrp).

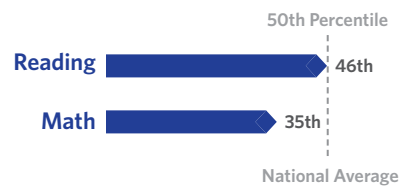
### Accountability Status: Not Applicable

This school does not receive an official accountability status because its performance measures are determined by its contract with the Chicago Board of Education.

## Student Growth

**AVERAGE**

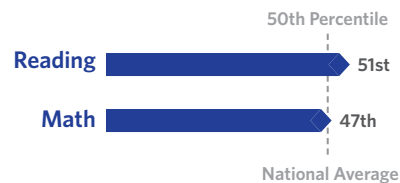
Student Growth at this school was average, which means the change in NWEA test scores between Spring 2016 and Spring 2017 was about the same at this school as at other schools nationally with the same pretest score.



## Student Attainment

**AVERAGE**

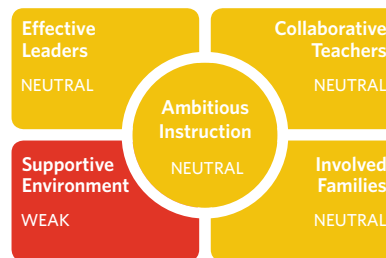
Student Attainment at this school was average, which means NWEA test scores in Spring 2017 were about the same as the national average score.



## School Culture & Climate

**PARTIALLY ORGANIZED**

This school is "Partially Organized for Improvement" which means that the school's culture and climate has a few strengths, but also has several weaknesses. Results are based on student and teacher responses to the My Voice, My School 5Essentials survey. For more information on this survey and additional measures of school culture and climate visit [cps.5-essentials.org](http://cps.5-essentials.org).



**Teacher Participation Rate:**  
78.4%

**Student Participation Rate:**  
97.9%

## Early Education Award

This school does not have a preschool program.

## Creative Schools



This school is Developing in the arts. It occasionally meets the goals and priorities of the CPS Arts Education Plan including Staffing & Instruction, Partnerships, Community & Culture and Budget & Planning. To learn more, visit [cpsarts.org/creative-schools-certification](http://cpsarts.org/creative-schools-certification).

## Healthy Schools



Students learn better at healthy schools! This school is working towards achieving Healthy CPS. Schools must earn four badges to become Healthy CPS. Learn more by visiting [www.cps.edu/healthycps](http://www.cps.edu/healthycps).

## Supportive Schools



This school has not submitted an action plan to support school climate and social & emotional learning (SEL).

## School Stats

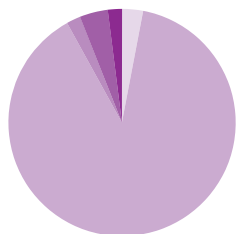
School Type: Charter - Traditional

Enrollment: 537

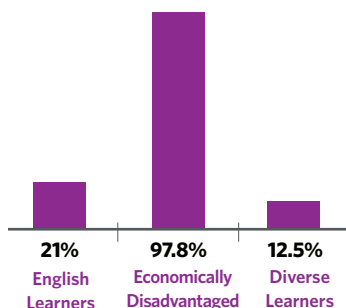
Grades Served: 6-8

ADA Accessibility Level: Usable

## Demographics



- Black 3.2%
- Hispanic 89.4%
- White 2.4%
- Asian 3.5%
- Multi/Other 1.5%



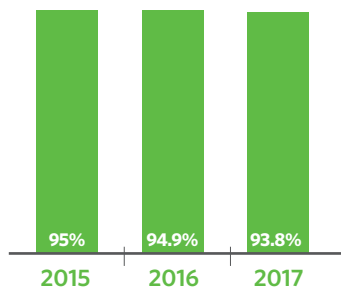
## Neighborhood Map



This map shows nearby schools and their SQRP ratings based on their performance in the 2016-17 school year. An interactive version of this map, the School Locator, is available at [cps.edu/schools](http://cps.edu/schools).

- LEVEL 1+
- LEVEL 1
- LEVEL 2+
- LEVEL 2
- LEVEL 3
- NOT ENOUGH DATA

## Attendance

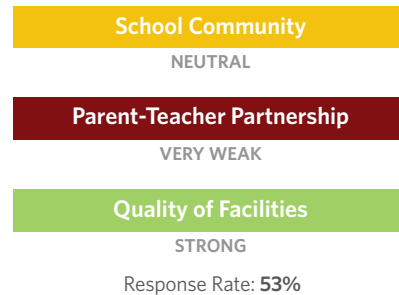


## Grades 3-8 On Track

The percent of students in grades 3-8 who have an attendance rate of 95% or greater and earned a C or higher in reading and math



## Parent Survey



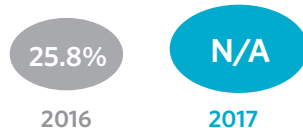
## School Connectedness

Students' reported sense of membership in the school community on the 5Essentials survey

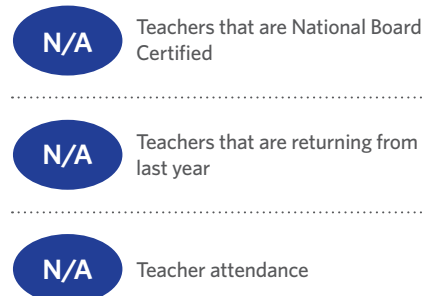


## English Learners

The percent of students meeting annual growth targets



## Teachers



## Classroom Rigor

Students' perception of rigor in the classroom



## Suspension Practices

The percent of students who received one or more out-of-school suspensions

