

## Jackie Robinson Elementary School

4225 S Lake Park Ave Chicago, IL 60653  
(773)535-1777 • @ChiPubSchools

- Level 1+
- Level 1
- Level 2+
- **Level 2**
- Level 3
- Not Enough Data

### School Quality Rating

This school received a Level 2 rating based on the CPS School Quality Rating Policy (SQR). More information about what this rating means and how it is calculated is available at [cps.edu/sqr](http://cps.edu/sqr).

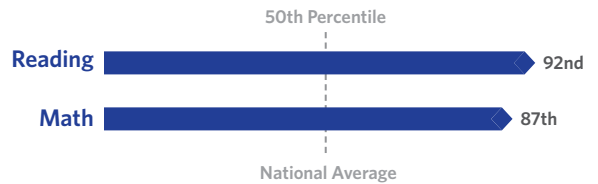
### Accountability Status: Intensive Support

This school is in Intensive Support, based on this and last year's SQR ratings. This means that the district will continue to oversee this school's funding allocations and Continuous Improvement Work Plan (CIWP). More information is available at [cps.edu/LSC](http://cps.edu/LSC).

## Student Growth

**FAR ABOVE AVERAGE**


Student Growth at this school was far above average, which means the change in NWEA test scores between Spring 2015 and Spring 2016 was much greater at this school than at other schools nationally with the same pretest score.



## Student Attainment

**FAR BELOW AVERAGE**

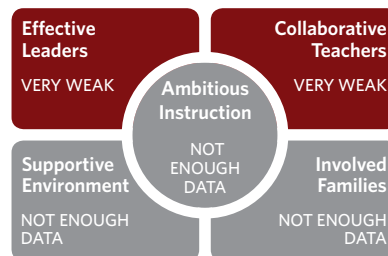
Student Attainment at this school was far below average, which means NWEA test scores in Spring 2016 were much lower than the national average score.



## School Culture & Climate

**PARTIALLY ORGANIZED**

This school is "Partially Organized for Improvement" which means that the school's culture and climate has a few strengths, but also has several weaknesses. Results are based on student and teacher responses to the My Voice, My School 5Essentials survey. For more information on this survey and additional measures of school culture and climate visit [cps.5-essentials.org](http://cps.5-essentials.org).



Teacher Participation Rate:  
**84.6%**

Student Participation Rate:  
**0%**

## Early Education Award



This school's preschool program has earned a Gold Circle of Quality award from the statewide quality rating system, meeting and exceeding the highest quality of standards for early learning programs. For more information, visit [excelserateillinois.com](http://excelserateillinois.com).

## Creative Schools



This school is Developing in the arts. It occasionally meets the goals and priorities of the CPS Arts Education Plan including Staffing & Instruction, Partnerships, Community & Culture and Budget & Planning. To learn more, visit [cpsarts.org/creative-schools-certification](http://cpsarts.org/creative-schools-certification).

## Healthy Schools



Students learn better at healthy schools! This school is working towards achieving Healthy CPS. Schools must earn four badges to become Healthy CPS. Learn more by visiting [cps.edu/healthycps](http://cps.edu/healthycps).

HEALTHY CPS STATUS: NOT ACHIEVED

## Supportive Schools



This school did not submit an application for the Supportive School Certification.

## School Stats

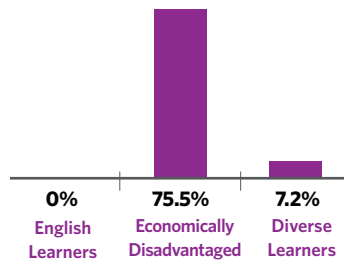
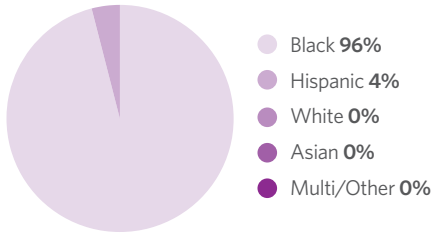
School Type: Neighborhood

Enrollment: 139

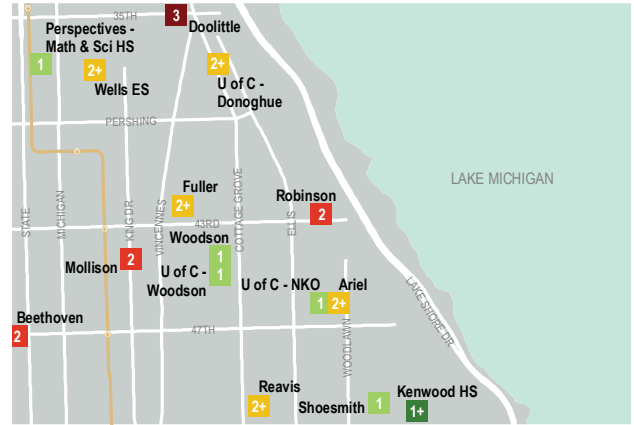
Grades Served: PE-4

ADA Accessibility Level: Not Accessible

## Demographics



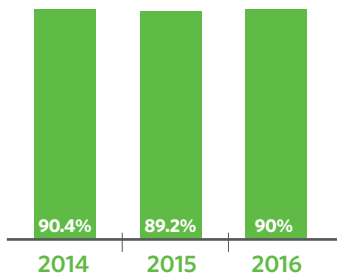
## Neighborhood Map



This map shows nearby schools and their SQRP ratings based on their performance in the 2015-16 school year. An interactive version of this map, the School Locator, is available at [cps.edu/schools](http://cps.edu/schools).

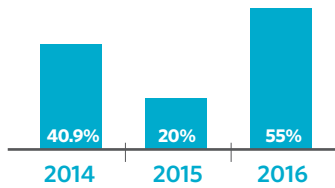


## Attendance

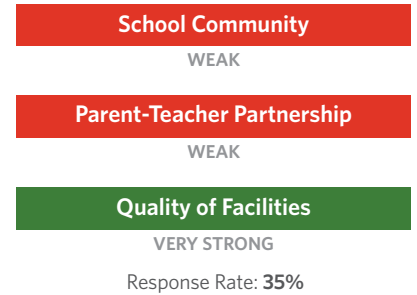


## Grades 3-8 On Track

The percent of students in grades 3-8 who have an attendance rate of 95% or greater and earned a C or higher in reading and math



## Parent Survey



## School Connectedness

Students' reported sense of membership in the school community on the 5Essentials survey




## English Learners

The percent of students meeting annual growth targets



## Teachers



## Classroom Rigor

Students' perception of rigor in the classroom



## Suspension Practices

The percent of students who received one or more out-of-school suspensions

