

Ernst Prussing Elementary School

4650 N Menard Ave Chicago, IL 60630
 (773)534-3460 • <http://prussingelementary.org> • @ChiPubSchools

- Level 1+
- Level 1**
- Level 2+
- Level 2
- Level 3
- Not Enough Data

School Quality Rating

This school received a Level 1 rating based on the CPS School Quality Rating Policy (SQRP). More information about what this rating means and how it is calculated is available at cps.edu/sqrp.

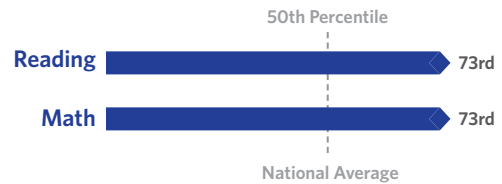
Accountability Status: Good Standing

This school is in Good Standing, based on this and last year's SQRP ratings. This means that the Local School Council (LSC) will oversee this school's funding allocations and Continuous Improvement Work Plan (CIWP). More information is available at cps.edu/LSC.

Student Growth

ABOVE AVERAGE

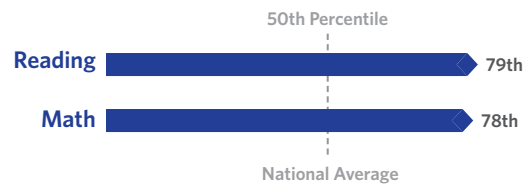
Student Growth at this school was above average, which means the change in NWEA test scores between Spring 2015 and Spring 2016 was greater at this school than at other schools nationally with the same pretest score.



Student Attainment

ABOVE AVERAGE

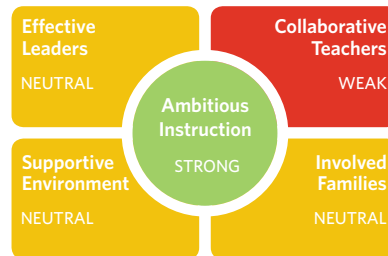
Student Attainment at this school was above average, which means NWEA test scores in Spring 2016 were higher than the national average score.



School Culture & Climate

MODERATELY ORGANIZED

This school is "Moderately Organized for Improvement" which means that the school has both strengths and weaknesses in their culture and climate. Results are based on student and teacher responses to the My Voice, My School 5Essentials survey. For more information on this survey and additional measures of school culture and climate visit cps.5-essentials.org.



Teacher Participation Rate: **95.7%**

Student Participation Rate: **97.5%**

Early Education Award



This school's preschool program has earned a Gold Circle of Quality award from the statewide quality rating system, meeting and exceeding the highest quality of standards for early learning programs. For more information, visit excelserateillinois.com.

Creative Schools



This school is Excelling in the arts. It meets the goals and priorities outlined in the CPS Arts Education Plan, including Staffing & Instruction, Partnerships, Community & Culture, and Budget & Planning. To learn more, visit cpsarts.org/creative-schools-certification.

Healthy Schools



Students learn better at healthy schools! This school is working towards achieving Healthy CPS. Schools must earn four badges to become Healthy CPS. Learn more by visiting cps.edu/healthycps.

Supportive Schools



This school did not submit an application for the Supportive School Certification.

School Stats

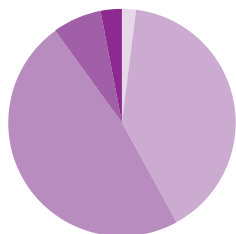
School Type: Neighborhood

Enrollment: 698

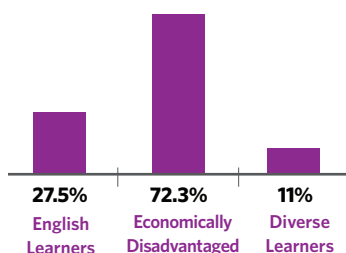
Grades Served: PE-8

ADA Accessibility Level: Not Accessible

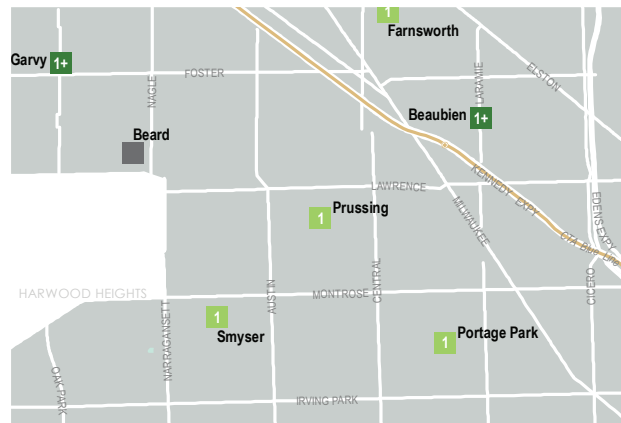
Demographics



Black 2%
Hispanic 40%
White 48%
Asian 7%
Multi/Other 3%



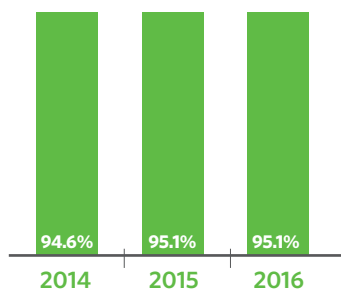
Neighborhood Map



This map shows nearby schools and their SQRP ratings based on their performance in the 2015-16 school year. An interactive version of this map, the School Locator, is available at cps.edu/schools.

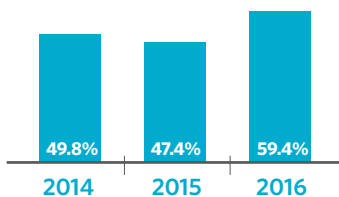
LEVEL 1+
LEVEL 1
LEVEL 2+
LEVEL 2
LEVEL 3
NOT ENOUGH DATA

Attendance

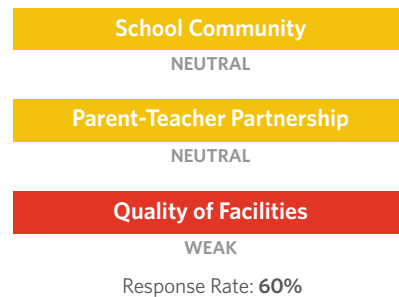


Grades 3-8 On Track

The percent of students in grades 3-8 who have an attendance rate of 95% or greater and earned a C or higher in reading and math



Parent Survey



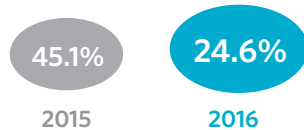
School Connectedness

Students' reported sense of membership in the school community on the 5Essentials survey




English Learners

The percent of students meeting annual growth targets



Teachers



Classroom Rigor

Students' perception of rigor in the classroom



Suspension Practices

The percent of students who received one or more out-of-school suspensions

