

Noble - Gary Comer College Prep

7131 S South Chicago Ave Chicago, IL 60619
 (773)729-3969 • <http://garycomercollegeprep.noblenetwork.org> • @ChiPubSchools

- Level 1+
- Level 1**
- Level 2+
- Level 2
- Level 3
- Not Enough Data

School Quality Rating

This school received a Level 1 rating based on the CPS School Quality Rating Policy (SQRP). More information about what this rating means and how it is calculated is available at cps.edu/sqrp.

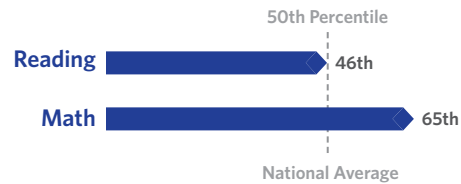
Accountability Status: Not Applicable

This school does not receive an official accountability status because its performance measures are determined by its contract with the Chicago Board of Education.

Student Growth



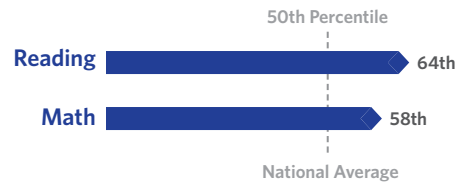
Student Growth at this school was average, which means the change in NWEA test scores between Spring 2015 and Spring 2016 was about the same at this school as at other schools nationally with the same pretest score.



Student Attainment



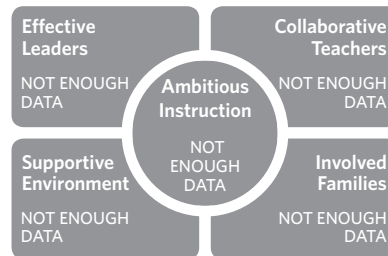
Student Attainment at this school was average, which means NWEA test scores in Spring 2016 were about the same as the national average score.



School Culture & Climate



This school does not have enough data for a report. This may be because not enough teachers and students responded or because there too few teachers or students in the school and thus we won't generate a report to protect their privacy. Results from the My Voice, My School 5Essentials surveys of students and teachers provide valuable information about a schools' culture and climate.



Teacher Participation Rate:
N/A

Student Participation Rate:
N/A

Early Education Award

This school does not have preschool program.

Healthy Schools



Students learn better at healthy schools! This school is working towards achieving Healthy CPS. Schools must earn four badges to become Healthy CPS. Learn more by visiting cps.edu/healthycps.

Creative Schools



This school has an arts designation of Incomplete Data, and may or may not meet the goals and priorities of the CPS Arts Education Plan, but the school has insufficient data available to complete an assessment. To learn more, visit cpsarts.org/creative-schools-certification.

Supportive Schools



This school did not submit an application for the Supportive School Certification.

School Stats

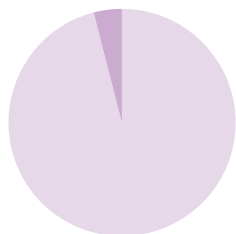
School Type: Charter

Enrollment: 1067

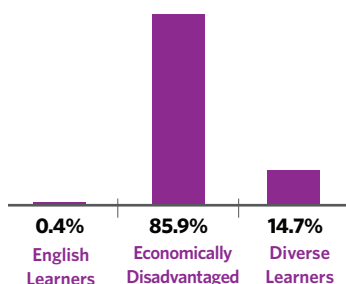
Grades Served: 4-12

ADA Accessibility Level: Unknown

Demographics



Black 96%
Hispanic 4%
White 0%
Asian 0%
Multi/Other 0%



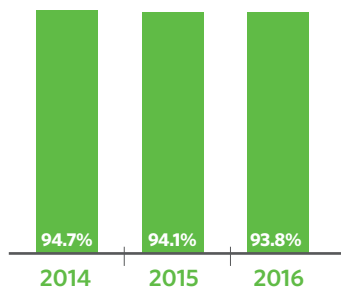
Neighborhood Map



This map shows nearby schools and their SQRP ratings based on their performance in the 2015-16 school year. An interactive version of this map, the School Locator, is available at cps.edu/schools.

LEVEL 1+
LEVEL 1
LEVEL 2+
LEVEL 2
LEVEL 3
NOT ENOUGH DATA

Attendance

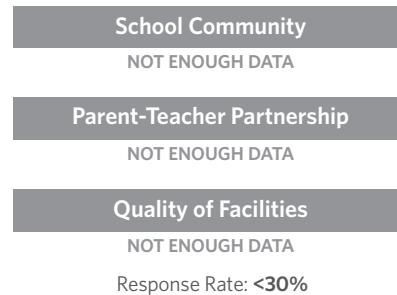


Grades 3-8 On Track

The percent of students in grades 3-8 who have an attendance rate of 95% or greater and earned a C or higher in reading and math



Parent Survey



School Connectedness

Students' reported sense of membership in the school community on the 5Essentials survey



English Learners

The percent of students meeting annual growth targets



Teachers



Classroom Rigor

Students' perception of rigor in the classroom



Suspension Practices

The percent of students who received one or more out-of-school suspensions

