

Alain Locke Charter School

3141 W Jackson Blvd Chicago, IL 60612
 (773)265-7232 • <http://www.alainlocke.org> • @ChiPubSchools

- Level 1+
- Level 1
- Level 2+
- Level 2
- Level 3

Not Enough Data

School Quality Rating

This school does not have enough data for a rating according to the CPS School Quality Rating Policy (SQRP) at this time. To learn more, visit cps.edu/sqrp.

Accountability Status: Not Applicable

This school does not receive an official accountability status because its performance measures are determined by its contract with the Chicago Board of Education.


Student Growth

NO DATA AVAILABLE

CPS does not have enough information about students' NWEA test scores to determine growth for this school.

Reading ▶ N/A

Math ▶ N/A



Student Attainment

NO DATA AVAILABLE

CPS does not have enough information about students' NWEA test scores to determine attainment for this school.

Reading ▶ N/A

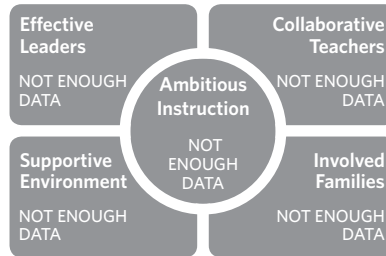
Math ▶ N/A



School Culture & Climate

NOT ENOUGH DATA

This school does not have enough data for a report. This may be because not enough teachers and students responded or because there too few teachers or students in the school and thus we won't generate a report to protect their privacy. Results from the My Voice, My School 5Essentials surveys of students and teachers provide valuable information about a schools' culture and climate.



Teacher Participation Rate:
0%

Student Participation Rate:
0%

Early Education Award

This school does not have preschool program.

Healthy Schools

Students learn better at healthy schools! This school is working towards achieving Healthy CPS. Schools must earn four badges to become Healthy CPS. Learn more by visiting cps.edu/healthycps.

Creative Schools



This school has an arts designation of Incomplete Data, and may or may not meet the goals and priorities of the CPS Arts Education Plan, but the school has insufficient data available to complete an assessment. To learn more, visit cpsarts.org/creative-schools-certification.

Supportive Schools



This school did not submit an application for the Supportive School Certification.

School Stats

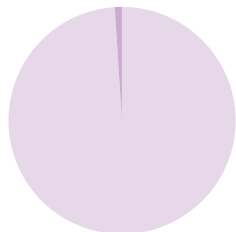
School Type: Charter

Enrollment: 569

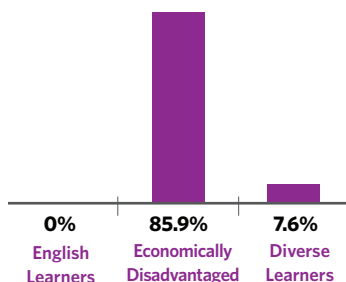
Grades Served: PE-8

ADA Accessibility Level: Unknown

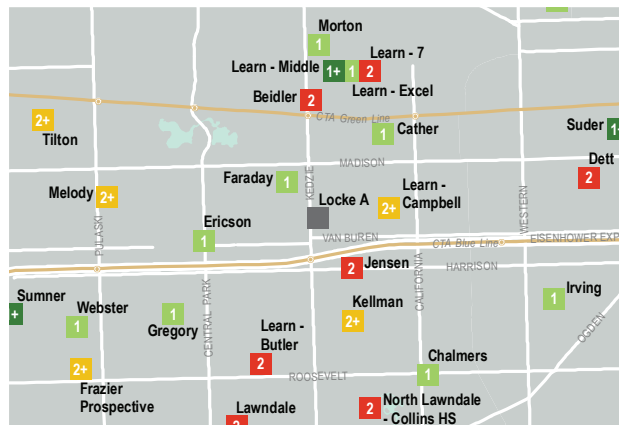
Demographics



- Black 99%
- Hispanic 1%
- White 0%
- Asian 0%
- Multi/Other 0%



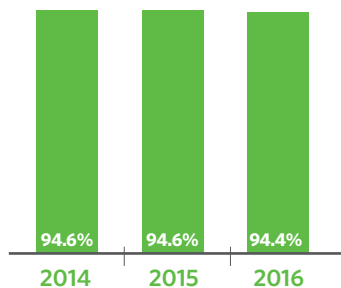
Neighborhood Map



This map shows nearby schools and their SQRP ratings based on their performance in the 2015-16 school year. An interactive version of this map, the School Locator, is available at cps.edu/schools.

- LEVEL 1+
- LEVEL 1
- LEVEL 2+
- LEVEL 2
- LEVEL 3
- NOT ENOUGH DATA

Attendance



Grades 3-8 On Track

The percent of students in grades 3-8 who have an attendance rate of 95% or greater and earned a C or higher in reading and math

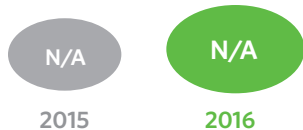


Parent Survey

- School Community
NOT ENOUGH DATA
- Parent-Teacher Partnership
NOT ENOUGH DATA
- Quality of Facilities
NOT ENOUGH DATA
Response Rate: <30%

School Connectedness

Students' reported sense of membership in the school community on the 5Essentials survey



English Learners

The percent of students meeting annual growth targets



Teachers

- N/A Teachers that are National Board Certified
- N/A Teachers that are returning from last year
- N/A Teacher attendance

Classroom Rigor

Students' perception of rigor in the classroom



Suspension Practices

The percent of students who received one or more out-of-school suspensions

