

Collins Academy High School

1313 S Sacramento Dr Chicago, IL 60623
 (773)534-1840 • <http://auschicago.org/schools/pages/collins> • @ChiPubSchools



School Quality Rating

This school received a Level 2 rating based on the CPS School Quality Rating Policy (SQRP). More information about what this rating means and how it is calculated is available at cps.edu/sqrp.

Accountability Status: Intensive Support

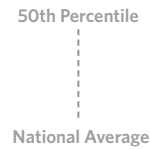
This school is in Intensive Support, based on this and last year's SQRP ratings. This means that the district will continue to oversee this school's funding allocations, Continuous Improvement Work Plan (CIWP) and principal evaluations. More information is available at cps.edu/LSC.

Student Growth



Student Growth at this school was below average, which means the growth in student test scores from PLAN in 2014 to ACT in 2015 was less at this school than other schools with the same pretest score.

ACT Average Growth **13th**

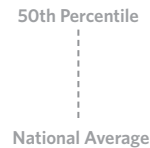


Student Attainment



Student Attainment at this school was below average, which means ACT scores in Spring 2015 were lower than the national average score.

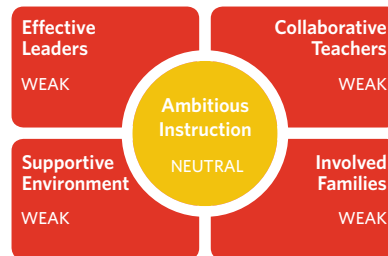
ACT Average Score **10th**



School Culture & Climate



This school is "Not Yet Organized for Improvement" which means there are several weaknesses with the school's culture and climate, suggesting that the school is not set up for success. Results are based on student and teacher responses to the My Voice, My School 5Essentials survey. For more information on this survey and additional measures of school culture and climate visit cps.5-essentials.org/2015.



Teacher Participation: **72.7%**

Student Participation: **73.6%**

Healthy Schools



This school has not achieved Healthy School Certified Status. Moving forward, the district will no longer use the HealthierUS School Challenge to determine a school's status. To better measure a school's commitment to a safe and healthy learning environment, schools must earn four badges to become Healthy CPS beginning SY16-17. Learn more by emailing oshw@cps.edu.

Supportive Schools



This school is in the process of being reviewed for its implementation of supports for social and emotional learning (SEL) and will receive a rating next year. For information about this new certification, visit cps.edu/sel.

Early College and Career Programs

Early College and Career Programs allow students to earn college credit or career credentials while still in high school.



Creative Schools



This school is Developing in the arts. It occasionally meets the goals and priorities of the CPS Arts Education Plan including Staffing & Instruction, Partnerships, Community & Culture and Budget & Planning. To learn more, visit cpsarts.org/creative-schools-certification.

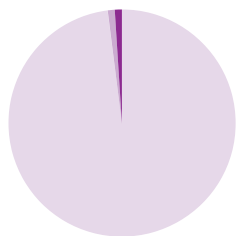
School Stats

School Type: Small

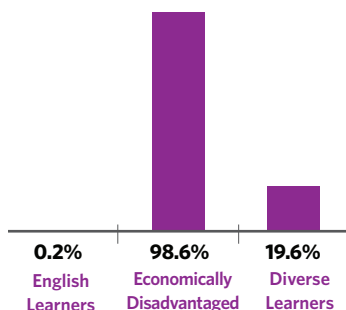
Enrollment: 419

Grades Served: 8-12

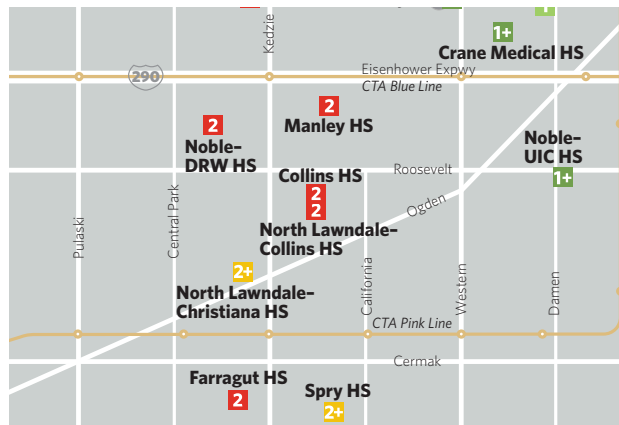
Demographics



- Black 98%
- Hispanic 1%
- White 0%
- Asian 0%
- Multi/Other 1%



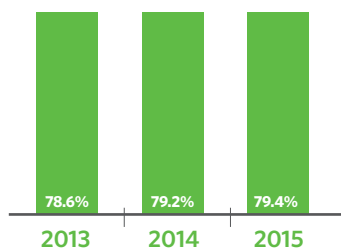
Neighborhood Map



This map shows nearby schools and their SQRP ratings based on their performance in the 2014-15 school year. An interactive version of this map, the School Locator, is available at cps.edu/schools.

- LEVEL 1+
- LEVEL 1
- LEVEL 2+
- LEVEL 2
- LEVEL 3
- NOT ENOUGH DATA

Attendance



Freshmen On Track

The percent of freshmen who earned five or more credits without failing more than a semester core class

72.6%

THIS YEAR

71.3%

LAST YEAR

School Connectedness

Students' reported sense of membership in the school community on the 5Essentials survey

WEAK

THIS YEAR

NEUTRAL

LAST YEAR

Suspension Practices

The percent of students who received one or more out-of-school suspensions

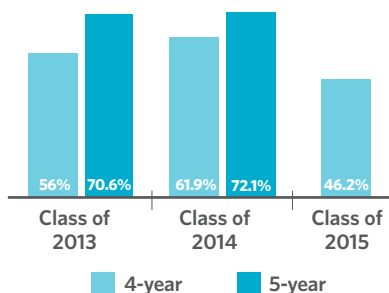
33.6%

THIS YEAR

38.5%

LAST YEAR

Graduation Rate



College Enrollment of Graduates

39.1%

THIS YEAR

37.3%

LAST YEAR

Early College and Career Credential Attainment

20.8%

THIS YEAR

30.4%

LAST YEAR

One-Year Dropout Rate

8.2%

THIS YEAR

8.3%

LAST YEAR

Parent Survey

School Community

NEUTRAL

Parent-Teacher Partnership

STRONG

Quality of Facilities

NEUTRAL

Response Rate: 41%

Teachers

3.2%

Teachers that are National Board Certified

65.6%

Teachers that are returning from last year

95.5%

Teacher attendance

