

George Westinghouse College Prep

3223 W Franklin Blvd Chicago, IL 60624
 (773)534-6400 • <http://www.newwestinghouse.org> • @ChiPubSchools

Level 1+

- Level 1
- Level 2+
- Level 2
- Level 3
- Not Enough Data

School Quality Rating

This school received a Level 1+ rating based on the CPS School Quality Rating Policy (SQRP). More information about what this rating means and how it is calculated is available at cps.edu/sqrp.

Accountability Status: Good Standing

This school is in Good Standing, based on this and last year's SQRP ratings. This means that the Local School Council (LSC) will oversee this school's funding allocations, Continuous Improvement Work Plan (CIWP) and principal evaluations. More information is available at cps.edu/LSC.

Student Growth

BELOW AVERAGE

Student Growth at this school was below average, which means the growth in student test scores from PLAN in 2014 to ACT in 2015 was less at this school than other schools with the same pretest score.



Student Attainment

AVERAGE

Student Attainment at this school was average, which means ACT scores in Spring 2015 were about the same as the national average score.



School Culture & Climate

WELL ORGANIZED

This school is "Well-Organized for Improvement" which means that the school has a very strong culture and climate, suggesting the school is set up for success. Results are based on student and teacher responses to the My Voice, My School 5Essentials survey. For more information on this survey and additional measures of school culture and climate, visit cps.5-essentials.org/2015.



Teacher Participation: **89.2%**

Student Participation: **86.1%**

Healthy Schools



This school has not achieved Healthy School Certified Status. Moving forward, the district will no longer use the HealthierUS School Challenge to determine a school's status. To better measure a school's commitment to a safe and healthy learning environment, schools must earn four badges to become Healthy CPS beginning SY16-17. Learn more by emailing oshw@cps.edu.

Supportive Schools



This school is in the process of being reviewed for its implementation of supports for social and emotional learning (SEL) and will receive a rating next year. For information about this new certification, visit cps.edu/sel.

Early College and Career Programs

Early College and Career Programs allow students to earn college credit or career credentials while still in high school.



Creative Schools



This school is Excelling in the arts. It meets the goals and priorities outlined in the CPS Arts Education Plan, including Staffing & Instruction, Partnerships, Community & Culture, and Budget & Planning. To learn more, visit cpsarts.org/creative-schools-certification.

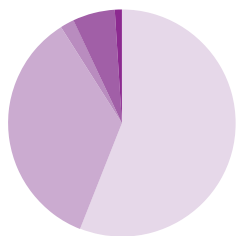
School Stats

School Type: Selective enrollment

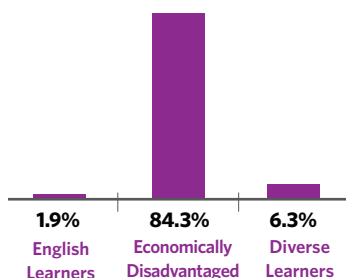
Enrollment: 1123

Grades Served: 9-12

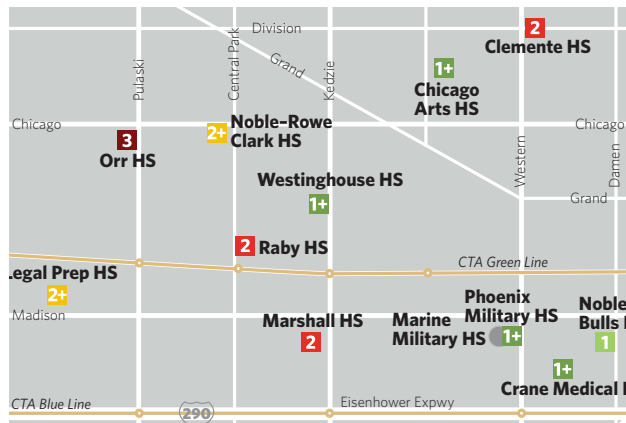
Demographics



- Black 56%
- Hispanic 35%
- White 2%
- Asian 6%
- Multi/Other 1%



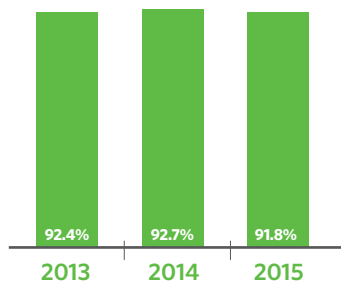
Neighborhood Map



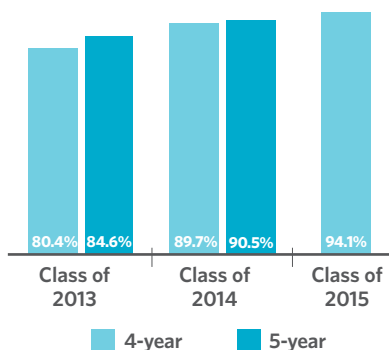
This map shows nearby schools and their SQRP ratings based on their performance in the 2014-15 school year. An interactive version of this map, the School Locator, is available at cps.edu/schools.

- LEVEL 1+
- LEVEL 1
- LEVEL 2
- LEVEL 2+
- LEVEL 3
- NOT ENOUGH DATA

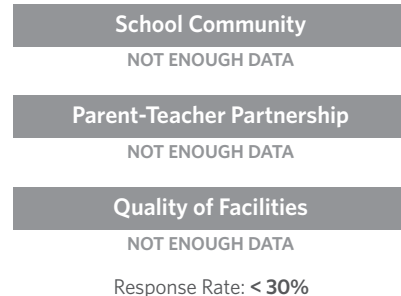
Attendance



Graduation Rate



Parent Survey



Freshmen On Track


The percent of freshmen who earned five or more credits without failing more than a semester core class



College Enrollment of Graduates



Teachers



School Connectedness

Students' reported sense of membership in the school community on the 5Essentials survey



Early College and Career Credential Attainment



Suspension Practices

The percent of students who received one or more out-of-school suspensions



One-Year Dropout Rate

