

## Chicago Vocational Career Academy High School

2100 E 87th St Chicago, IL 60617  
 (773)535-6100 • <http://www.cvcacademy.org> • @ChiPubSchools



### School Quality Rating

This school received a Level 2 rating based on the CPS School Quality Rating Policy (SQRP). More information about what this rating means and how it is calculated is available at [cps.edu/sqrp](http://cps.edu/sqrp).

### Accountability Status: Intensive Support

This school is in Intensive Support, due to being the subject of a previous school action. This means that the district will continue to oversee this school's funding allocations, Continuous Improvement Work Plan (CIWP) and principal evaluations. More information is available at [cps.edu/LSC](http://cps.edu/LSC).

## Student Growth



Student Growth at this school was below average, which means the growth in student test scores from PLAN in 2014 to ACT in 2015 was less at this school than other schools with the same pretest score.



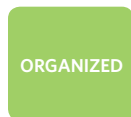
## Student Attainment



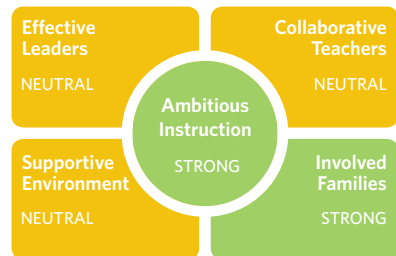
Student Attainment at this school was below average, which means ACT scores in Spring 2015 were lower than the national average score.



## School Culture & Climate



This school is "Organized for Improvement" which means that the school has a strong culture and climate with only a few areas for improvement. Results are based on student and teacher responses to the My Voice, My School 5Essentials survey. For more information on this survey and additional measures of school culture and climate visit [cps.5-essentials.org/2015](http://cps.5-essentials.org/2015).



Teacher Participation: **72.2%**

Student Participation: **58%**

## Healthy Schools



This school has not achieved Healthy School Certified Status. Moving forward, the district will no longer use the HealthierUS School Challenge to determine a school's status. To better measure a school's commitment to a safe and healthy learning environment, schools must earn four badges to become Healthy CPS beginning SY16-17. Learn more by emailing [oshw@cps.edu](mailto:oshw@cps.edu).

## Supportive Schools



This school is in the process of being reviewed for its implementation of supports for social and emotional learning (SEL) and will receive a rating next year. For information about this new certification, visit [cps.edu/sel](http://cps.edu/sel).

## Early College and Career Programs

Early College and Career Programs allow students to earn college credit or career credentials while still in high school.



## Creative Schools



This school is Excelling in the arts. It meets the goals and priorities outlined in the CPS Arts Education Plan, including Staffing & Instruction, Partnerships, Community & Culture, and Budget & Planning. To learn more, visit [cpsarts.org/creative-schools-certification](http://cpsarts.org/creative-schools-certification).

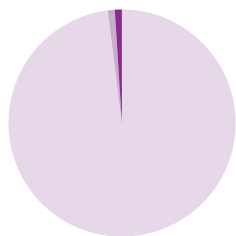
## School Stats

School Type: Career academy

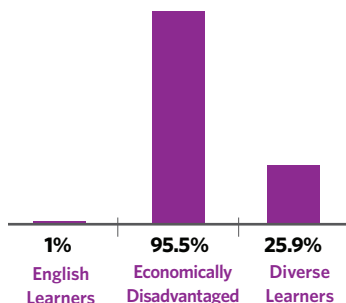
Enrollment: 953

Grades Served: 8-12

## Demographics



- Black 98%
- Hispanic 1%
- White 0%
- Asian 0%
- Multi/Other 1%



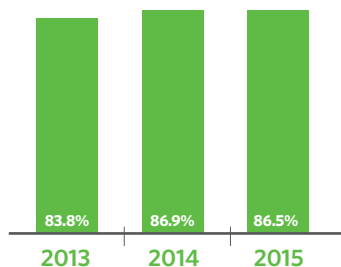
## Neighborhood Map



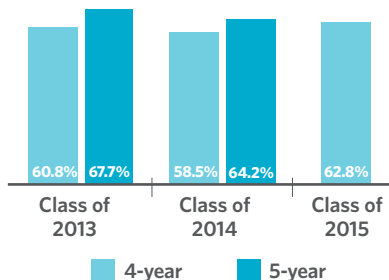
This map shows nearby schools and their SQRP ratings based on their performance in the 2014-15 school year. An interactive version of this map, the School Locator, is available at [cps.edu/schools](http://cps.edu/schools).

- LEVEL 1+
- LEVEL 1
- LEVEL 2+
- LEVEL 2
- LEVEL 3
- NOT ENOUGH DATA

## Attendance



## Graduation Rate



## Parent Survey

- School Community  
NOT ENOUGH DATA
  - Parent-Teacher Partnership  
NOT ENOUGH DATA
  - Quality of Facilities  
NOT ENOUGH DATA
- Response Rate: < 30%

## Freshmen On Track

The percent of freshmen who earned five or more credits without failing more than a semester core class

85.2%

THIS YEAR

85.2%

LAST YEAR

## School Connectedness

Students' reported sense of membership in the school community on the 5Essentials survey

WEAK

THIS YEAR

NEUTRAL

LAST YEAR

## Suspension Practices

The percent of students who received one or more out-of-school suspensions

13.7%

THIS YEAR

26.5%

LAST YEAR

## College Enrollment of Graduates

48.3%

THIS YEAR

49.8%

LAST YEAR

## Early College and Career Credential Attainment

31.8%

THIS YEAR

33%

LAST YEAR

## One-Year Dropout Rate

4.8%

THIS YEAR

4.1%

LAST YEAR

## Teachers

4.5%

Teachers that are National Board Certified

79.7%

Teachers that are returning from last year

94.1%

Teacher attendance

