

Noble - Butler College Prep

821 E 103rd St Chicago, IL 60628
 (312)835-1863 • <http://noblepullman.noblenetwork.org> • @ChiPubSchools

- Level 1+
- Level 1
- Level 2+
- Level 2
- Level 3
- Not Enough Data

School Quality Rating

This school received a Level 2+ rating based on the CPS School Quality Rating Policy (SQRP). More information about what this rating means and how it is calculated is available at cps.edu/sqrp.

Accountability Status: Not Applicable

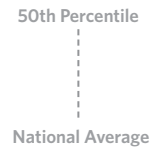
This school does not receive an official accountability status because its performance measures are determined by its contract with the Chicago Board of Education.

Student Growth

NO DATA AVAILABLE

CPS does not have enough information about students' EPAS test scores from this school to determine its growth compared to other schools nationally.

ACT Average Growth ▶

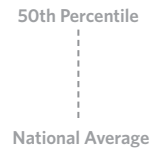


Student Attainment

NO DATA AVAILABLE

CPS does not have enough information about students' ACT scores from this school to determine its attainment compared with national average attainment.

ACT Average Score ▶



School Culture & Climate

WELL ORGANIZED

This school is "Well-Organized for Improvement" which means that the school has a very strong culture and climate, suggesting the school is set up for success. Results are based on student and teacher responses to the My Voice, My School 5Essentials survey. For more information on this survey and additional measures of school culture and climate, visit cps.5-essentials.org/2015.



Teacher Participation:
90%

Student Participation:
61%

Healthy Schools



This school has not achieved Healthy School Certified Status. Moving forward, the district will no longer use the HealthierUS School Challenge to determine a school's status. To better measure a school's commitment to a safe and healthy learning environment, schools must earn four badges to become Healthy CPS beginning SY16-17. Learn more by emailing oshw@cps.edu.

Supportive Schools



This school is in the process of being reviewed for its implementation of supports for social and emotional learning (SEL) and will receive a rating next year. For information about this new certification, visit cps.edu/sel.

Early College and Career Programs

Early College and Career Programs allow students to earn college credit or career credentials while still in high school.



This school has no Early College and Career Programs at this time.

Creative Schools



This school is Developing in the arts. It occasionally meets the goals and priorities of the CPS Arts Education Plan including Staffing & Instruction, Partnerships, Community & Culture and Budget & Planning. To learn more, visit cpsarts.org/creative-schools-certification.

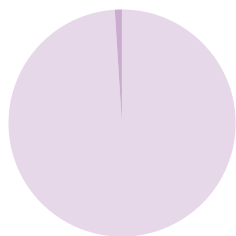
School Stats

School Type: Charter

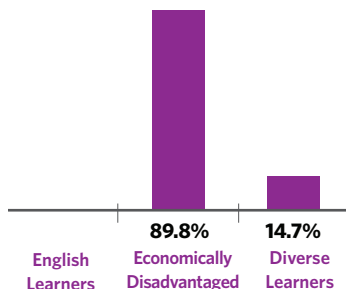
Enrollment: 266

Grades Served: 8-10

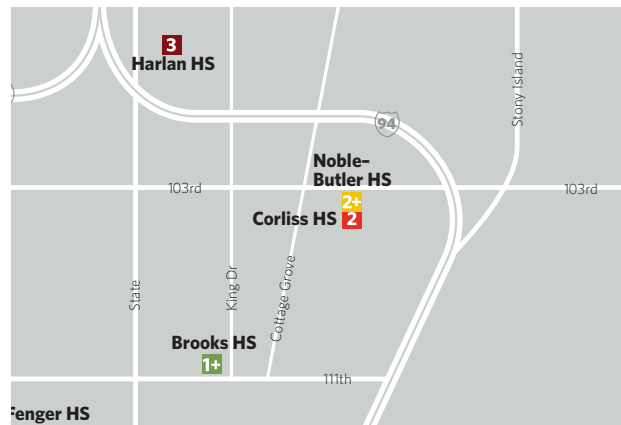
Demographics



- Black 99%
- Hispanic 1%
- White 0%
- Asian 0%
- Multi/Other 0%



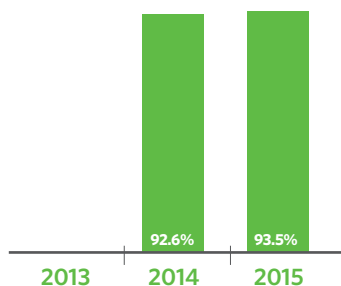
Neighborhood Map



This map shows nearby schools and their SQRP ratings based on their performance in the 2014-15 school year. An interactive version of this map, the School Locator, is available at cps.edu/schools.

- LEVEL 1+
- LEVEL 1
- LEVEL 2+
- LEVEL 2
- LEVEL 3
- NOT ENOUGH DATA

Attendance



Freshmen On Track

The percent of freshmen who earned five or more credits without failing more than a semester core class

83.4%

THIS YEAR

LAST YEAR

School Connectedness

Students' reported sense of membership in the school community on the 5Essentials survey

VERY STRONG

THIS YEAR

LAST YEAR

Suspension Practices

The percent of students who received one or more out-of-school suspensions

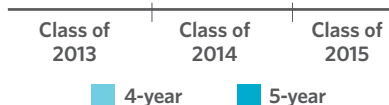


THIS YEAR



LAST YEAR

Graduation Rate



College Enrollment of Graduates



THIS YEAR



LAST YEAR

Early College and Career Credential Attainment



THIS YEAR



LAST YEAR

One-Year Dropout Rate

9.5%

THIS YEAR

7.7%

LAST YEAR

Parent Survey

School Community

VERY STRONG

Parent-Teacher Partnership

VERY STRONG

Quality of Facilities

VERY STRONG

Response Rate: 52%

Teachers



Teachers that are National Board Certified



Teachers that are returning from last year



Teacher attendance

