

Velma F Thomas Early Childhood Center

3625 S Hoyne Ave Chicago, IL 60609
 (773)535-4088 • <http://thomas.cps.edu/> • @ChiPubSchools

- Level 1+
- Level 1
- Level 2+
- Level 2
- Level 3

Not Enough Data

School Quality Rating

This school does not have enough data for a rating according to the CPS School Quality Rating Policy (SQRP) at this time. To learn more, visit: cps.edu/sqrp.

Accountability Status: Good Standing

This school is in Good Standing, based on this and last year's SQRP ratings. This means that the Local School Council (LSC) will oversee this school's funding allocations, Continuous Improvement Work Plan (CIWP) and principal evaluations. More information is available at cps.edu/LSC

Student Growth

NO DATA AVAILABLE

CPS does not have enough information about students' NWEA test scores from this school to determine its growth compared to other schools nationally.



Student Attainment

NO DATA AVAILABLE

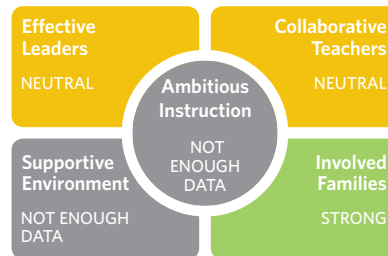
CPS does not have enough information about students' NWEA test scores from this school to determine its attainment compared with national average attainment.



School Culture & Climate

ORGANIZED

This school is "Organized for Improvement" which means that the school has a strong culture and climate with only a few areas for improvement. Results are based on student and teacher responses to the My Voice, My School 5Essentials survey. For more information on this survey and additional measures of school culture and climate, visit cps.5-essentials.org/2015.



Teacher Participation:
99.9%

Student Participation:
0%

Early Education Award



This school's preschool program has earned a Gold Circle of Quality award from the statewide quality rating system, meeting and exceeding the highest quality of standards for early learning programs. For more information, visit excelserateillinois.com.

— coming soon —

Healthy Schools



This school has not achieved Healthy School Certified Status. Moving forward, the district will no longer use the HealthierUS School Challenge to determine a school's status. To better measure a school's commitment to a safe and healthy learning environment, schools must earn four badges to become Healthy CPS beginning SY16-17. Learn more by emailing oshw@cps.edu.

Creative Schools



This school is Excelling in the arts. It meets the goals and priorities outlined in the CPS Arts Education Plan, including Staffing & Instruction, Partnerships, Community & Culture, and Budget & Planning. To learn more, visit cpsarts.org/creative-schools-certification.

Supportive Schools



This school is in the process of being reviewed for its implementation of supports for social and emotional learning (SEL) and will receive a rating next year. For information about this new certification, visit www.cps.edu/sel.

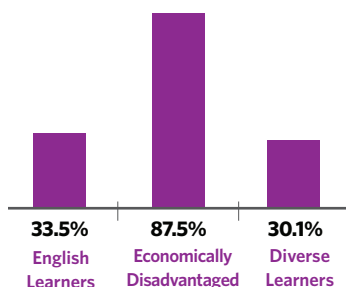
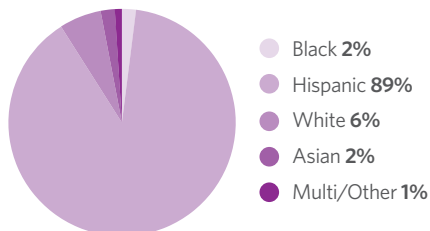
School Stats

School Type: Neighborhood

Enrollment: 176

Grades Served: PE-K

Demographics



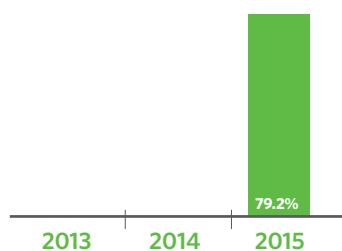
Neighborhood Map



This map shows nearby schools and their SQRP ratings based on their performance in the 2014-15 school year. An interactive version of this map, the School Locator, is available at cps.edu/schools.




Attendance



Grades 3-8 On Track

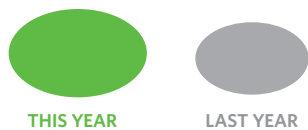


Parent Survey



School Connectedness

Students' reported sense of membership in the school community on the 5Essentials survey




English Learners

The percent of students meeting annual growth targets



Teachers



Classroom Rigor

Students' perception of rigor in the classroom



Suspension Practices

The percent of students who received one or more out-of-school suspensions

