

Matthew Gallistel Elementary Language Academy

10347 S Ewing Ave Chicago, IL 60617
 (773)535-6540 • <http://gallistel.cps.edu/> • @ChiPubSchools

- Level 1+
- Level 1
- Level 2+
- Level 2
- Level 3
- Not Enough Data

School Quality Rating

This school received a Level 2+ rating based on the CPS School Quality Rating Policy (SQRP). More information about what this rating means and how it is calculated is available at cps.edu/sqrp.

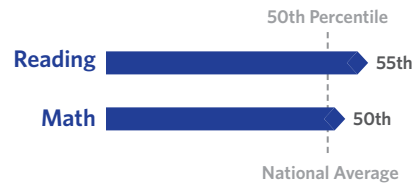
Accountability Status: Good Standing

This school is in Good Standing, based on this and last year's SQRP ratings. This means that the Local School Council (LSC) will oversee this school's funding allocations, Continuous Improvement Work Plan (CIWP) and principal evaluations. More information is available at cps.edu/LSC

Student Growth

AVERAGE

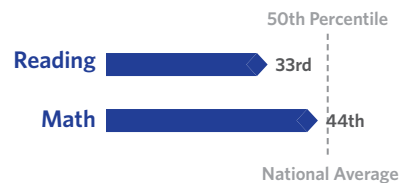
Student Growth at this school was average, which means the change in NWEA test scores between Spring 2014 and Spring 2015 was about the same at this school as at other schools nationally with the same pretest score.



Student Attainment

AVERAGE

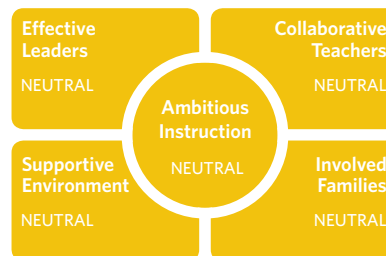
Student Attainment at this school was average, which means NWEA test scores in Spring 2015 were about the same as the national average score.



School Culture & Climate

MODERATELY ORGANIZED

This school is "Moderately Organized for Improvement" which means that the school has both strengths and weaknesses in their culture and climate. Results are based on student and teacher responses to the My Voice, My School 5Essentials survey. For more information on this survey and additional measures of school culture and climate, visit cps.5-essentials.org/2015.



Teacher Participation:
75%

Student Participation:
95.2%

Early Education Award



This school's preschool program has earned a Silver Circle of Quality award from the statewide quality rating system, meeting the quality of standards for early learning programs. For more information, visit excelerateillinois.com.

Creative Schools



This school is Excelling in the arts. It meets the goals and priorities outlined in the CPS Arts Education Plan, including Staffing & Instruction, Partnerships, Community & Culture, and Budget & Planning. To learn more, visit cpsarts.org/creative-schools-certification.

Healthy Schools



This school has achieved Healthy School Certified Status. Moving forward, the district will no longer use the HealthierUS School Challenge to determine a school's status. To better measure a school's commitment to a safe and healthy learning environment, schools must earn four badges to become Healthy CPS beginning SY16-17. Learn more by emailing oshw@cps.edu.

Supportive Schools



This school has been rated Established for its clear commitment to social and emotional learning (SEL). The school has provided SEL training for staff and is devoting time and resources to create an environment that supports SEL for all students.

School Stats

School Type: Magnet

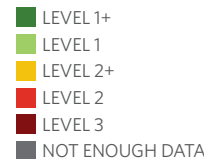
Enrollment: 1261

Grades Served: PE-8

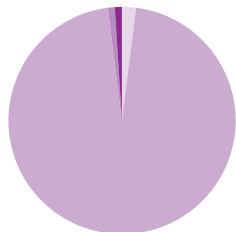
Neighborhood Map



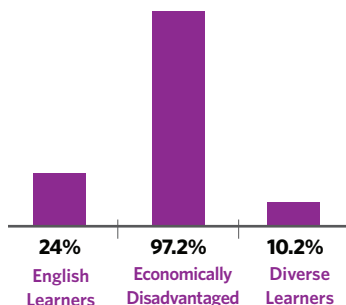
This map shows nearby schools and their SQRP ratings based on their performance in the 2014-15 school year. An interactive version of this map, the School Locator, is available at cps.edu/schools.



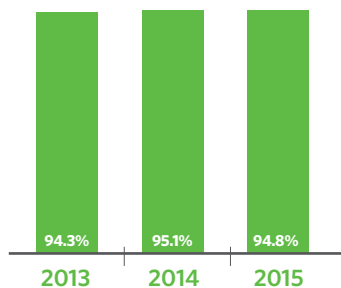
Demographics



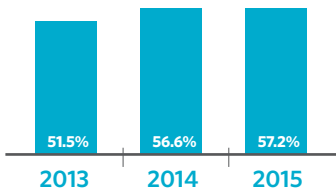
- Black 2%
- Hispanic 96%
- White 1%
- Asian 0%
- Multi/Other 1%



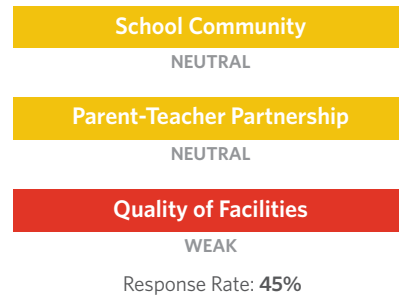
Attendance



Grades 3-8 On Track



Parent Survey



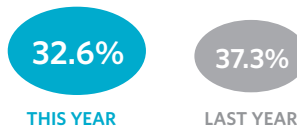
School Connectedness

Students' reported sense of membership in the school community on the 5Essentials survey




English Learners

The percent of students meeting annual growth targets




Teachers



Classroom Rigor

Students' perception of rigor in the classroom



Suspension Practices

The percent of students who received one or more out-of-school suspensions

