

Esmond Elementary School

1865 W Montvale Ave Chicago, IL 60643
(773)535-2650 • <http://www.esmond.cps.edu> • @ChiPubSchools



School Quality Rating

This school received a Level 2 rating based on the CPS School Quality Rating Policy (SQRP). More information about what this rating means and how it is calculated is available at cps.edu/sqrp.

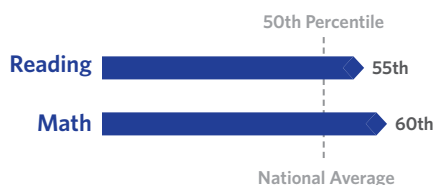
Accountability Status: Provisional Support

This school is in Provisional Support, based on this and last year's SQRP ratings. This means that the district may oversee this school's curriculum, student services, staff development, or budget. More information is available at cps.edu/LSC

Student Growth

AVERAGE

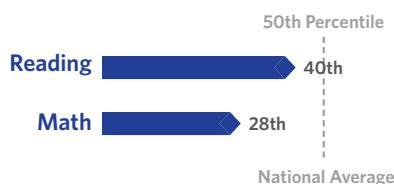
Student Growth at this school was average, which means the change in NWEA test scores between Spring 2014 and Spring 2015 was about the same at this school as at other schools nationally with the same pretest score.



Student Attainment

AVERAGE

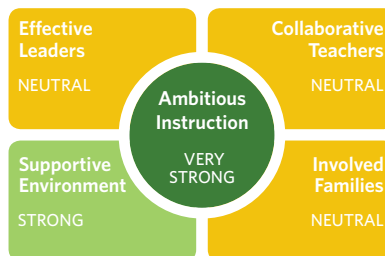
Student Attainment at this school was average, which means NWEA test scores in Spring 2015 were about the same as the national average score.



School Culture & Climate

ORGANIZED

This school is "Organized for Improvement" which means that the school has a strong culture and climate with only a few areas for improvement. Results are based on student and teacher responses to the My Voice, My School 5Essentials survey. For more information on this survey and additional measures of school culture and climate, visit cps.5-essentials.org/2015.



Teacher Participation:
85%

Student Participation:
92%

Early Education Award



This school's preschool program has earned a Gold Circle of Quality award from the statewide quality rating system, meeting and exceeding the highest quality of standards for early learning programs. For more information, visit excelsiteillinois.com.

Healthy Schools



This school has not achieved Healthy School Certified Status. Moving forward, the district will no longer use the HealthierUS School Challenge to determine a school's status. To better measure a school's commitment to a safe and healthy learning environment, schools must earn four badges to become Healthy CPS beginning SY16-17. Learn more by emailing oshw@cps.edu.

Creative Schools



This school is Strong in the arts. It nearly meets the goals and priorities outlined in the CPS Arts Education Plan, including Staffing & Instruction, Partnerships, Community & Culture, and Budget & Planning. To learn more, visit cpsarts.org/creative-schools-certification.

Supportive Schools



This school is in the process of being reviewed for its implementation of supports for social and emotional learning (SEL) and will receive a rating next year. For information about this new certification, visit www.cps.edu/sel.

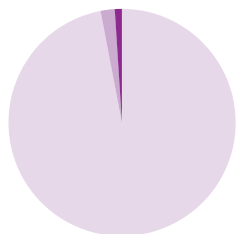
School Stats

School Type: Neighborhood

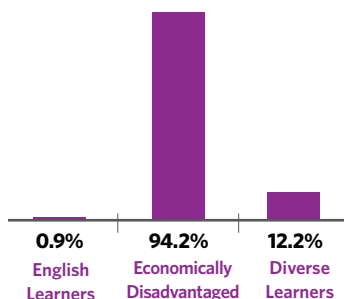
Enrollment: 329

Grades Served: PE-8

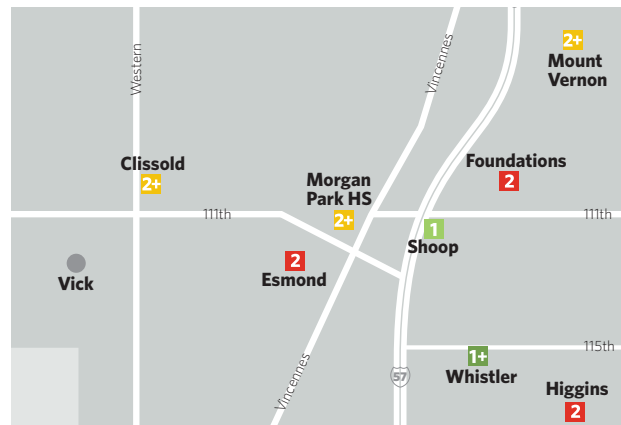
Demographics



Black 97%
Hispanic 2%
White 0%
Asian 0%
Multi/Other 1%



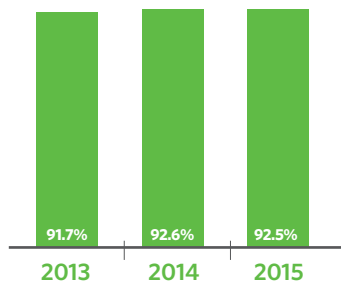
Neighborhood Map



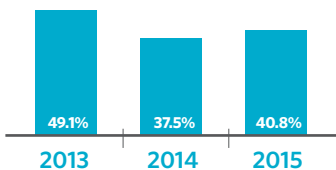
This map shows nearby schools and their SQR ratings based on their performance in the 2014-15 school year. An interactive version of this map, the School Locator, is available at cps.edu/schools.

LEVEL 1+
LEVEL 1
LEVEL 2+
LEVEL 2
LEVEL 3
NOT ENOUGH DATA

Attendance



Grades 3-8 On Track



Parent Survey

School Community

STRONG

Parent-Teacher Partnership

STRONG

Quality of Facilities

STRONG

Response Rate: 47%

School Connectedness

Students' reported sense of membership in the school community on the 5Essentials survey

STRONG

THIS YEAR

STRONG

LAST YEAR

English Learners

The percent of students meeting annual growth targets



THIS YEAR



LAST YEAR

Teachers

0%

Teachers that are National Board Certified

77.3%

Teachers that are returning from last year

94%

Teacher attendance

Classroom Rigor

Students' perception of rigor in the classroom

VERY STRONG

THIS YEAR

STRONG

LAST YEAR

Suspension Practices

The percent of students who received one or more out-of-school suspensions



THIS YEAR



LAST YEAR

