

## Barbara Vick Early Childhood & Family Center

2554 W 113th St Chicago, IL 60655  
 (773)535-2671 • <http://www.barbaravick.cps.edu> • @ChiPubSchools

- Level 1+
- Level 1
- Level 2+
- Level 2
- Level 3

**Not Enough Data**

### School Quality Rating

This school does not have enough data for a rating according to the CPS School Quality Rating Policy (SQRP) at this time. To learn more, visit: [cps.edu/sqrp](http://cps.edu/sqrp).

### Accountability Status: Good Standing

This school is in Good Standing, based on this and last year's SQRP ratings. This means that the Local School Council (LSC) will oversee this school's funding allocations, Continuous Improvement Work Plan (CIWP) and principal evaluations. More information is available at [cps.edu/LSC](http://cps.edu/LSC)

## Student Growth

**NO DATA AVAILABLE**


CPS does not have enough information about students' NWEA test scores from this school to determine its growth compared to other schools nationally.



## Student Attainment

**NO DATA AVAILABLE**

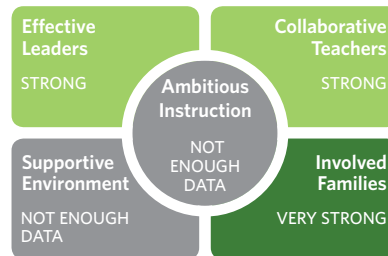
CPS does not have enough information about students' NWEA test scores from this school to determine its attainment compared with national average attainment.



## School Culture & Climate

**WELL ORGANIZED**

This school is "Well-Organized for Improvement" which means that the school has a very strong culture and climate, suggesting the school is set up for success. Results are based on student and teacher responses to the My Voice, My School 5Essentials survey. For more information on this survey and additional measures of school culture and climate, visit [cps.5-essentials.org/2015](http://cps.5-essentials.org/2015).



**Teacher Participation:**  
99.9%

**Student Participation:**  
0%

## Early Education Award



This school's preschool program has earned a Gold Circle of Quality award from the statewide quality rating system, meeting and exceeding the highest quality of standards for early learning programs. For more information, visit [excelerateillinois.com](http://excelerateillinois.com).

— coming soon —

**Healthy Schools**



This school has not achieved Healthy School Certified Status. Moving forward, the district will no longer use the HealthierUS School Challenge to determine a school's status. To better measure a school's commitment to a safe and healthy learning environment, schools must earn four badges to become Healthy CPS beginning SY16-17. Learn more by emailing [oshw@cps.edu](mailto:oshw@cps.edu).

## Creative Schools



This school is Excelling in the arts. It meets the goals and priorities outlined in the CPS Arts Education Plan, including Staffing & Instruction, Partnerships, Community & Culture, and Budget & Planning. To learn more, visit [cpsarts.org/creative-schools-certification](http://cpsarts.org/creative-schools-certification).

## Supportive Schools



This school is in the process of being reviewed for its implementation of supports for social and emotional learning (SEL) and will receive a rating next year. For information about this new certification, visit [www.cps.edu/sel](http://www.cps.edu/sel).

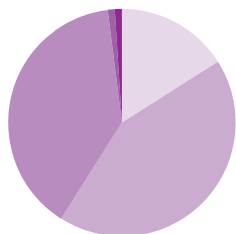
## School Stats

School Type: Special Education

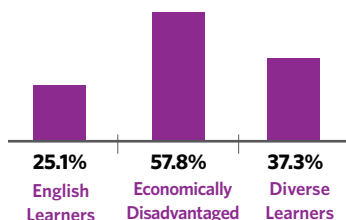
Enrollment: 327

Grades Served: PE-K

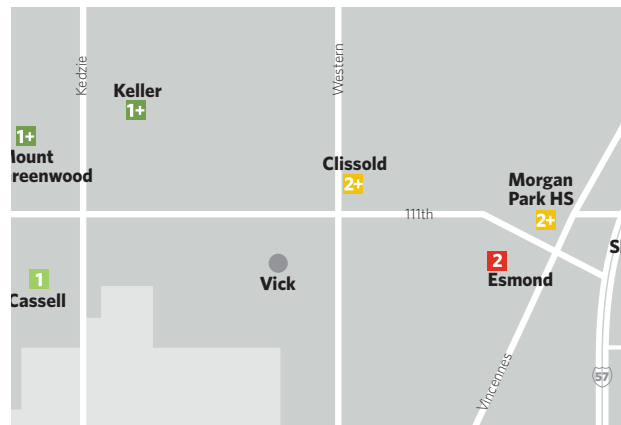
## Demographics



- Black 16%
- Hispanic 43%
- White 39%
- Asian 1%
- Multi/Other 1%



## Neighborhood Map



This map shows nearby schools and their SQRP ratings based on their performance in the 2014-15 school year. An interactive version of this map, the School Locator, is available at [cps.edu/schools](http://cps.edu/schools).

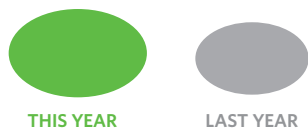
- LEVEL 1+
- LEVEL 1
- LEVEL 2+
- LEVEL 2
- LEVEL 3
- NOT ENOUGH DATA

## Attendance



### School Connectedness

Students' reported sense of membership in the school community on the 5Essentials survey



### Classroom Rigor

Students' perception of rigor in the classroom



## Grades 3-8 On Track



### English Learners

The percent of students meeting annual growth targets



### Suspension Practices

The percent of students who received one or more out-of-school suspensions



## Parent Survey

### School Community

VERY STRONG

### Parent-Teacher Partnership

VERY STRONG

### Quality of Facilities

STRONG

Response Rate: 62%

## Teachers

4.2%

Teachers that are National Board Certified

88%

Teachers that are returning from last year

94.6%

Teacher attendance

