2015 School Progress Report

Burnham Elementary Inclusive Academy

9928 S Crandon Ave Chicago, IL 60617
(773)535-6530 • http://www.burnham.cps.edu • @ChiPubSchools

- Level 1+
- Level 1
- **Level 2+**
- Level 2
- Level 3
- Not Enough Data

School Quality Rating

This school recieved a Level 2+ rating based on the CPS School Quality Rating Policy (SQRP). More information about what this rating means and how it is calculated is available at cps.edu/sqrp.

Accountability Status: Good Standing

This school is in Good Standing, based on this and last year's SQRP ratings. This means that the Local School Council (LSC) will oversee this school's funding allocations, Continuous Improvement Work Plan (CIWP) and principal evaluations. More information is available at cps.edu/LSC

Student Growth

AVERAGE

Student Growth at this school was average, which means the change in NWEA test scores between Spring 2014 and Spring 2015 was about the same at this school as at other schools nationally with the same pretest score.

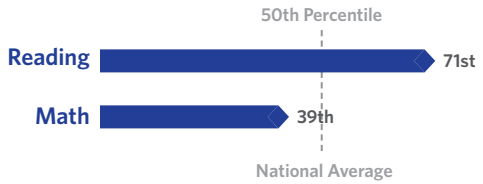

Student Attainment

AVERAGE

Student Attainment at this school was average, which means NWEA test scores in Spring 2015 were about the same as the national average score.

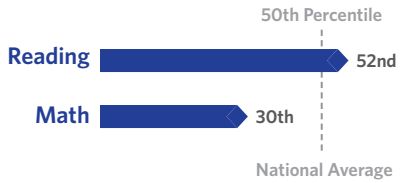

School Culture & Climate

WELL ORGANIZED

This school is "Well-Organized for Improvement" which means that the school has a very strong culture and climate, suggesting the school is set up for success. Results are based on student and teacher responses to the My Voice, My School 5Essentials survey. For more information on this survey and additional measures of school culture and climate, visit cps.5-essentials.org/2015.

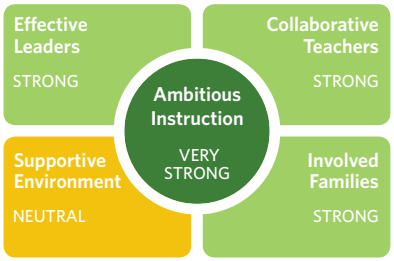

Teacher Participation:
74.3%

Student Participation:
99.9%

Early Education Award

This school's preschool program has earned a Gold Circle of Quality award from the statewide quality rating system, meeting and exceeding the highest quality of standards for early learning programs. For more information, visit excelerateillinois.com.

Healthy Schools

HEALTHY SCHOOLS CERTIFIED

— coming soon —

HEALTHY CPS

This school has achieved Healthy School Certified Status. Moving forward, the district will no longer use the HealthierUS School Challenge to determine a school's status. To better measure a school's commitment to a safe and healthy learning environment, schools must earn four badges to become Healthy CPS beginning SY16-17. Learn more by emailing oshw@cps.edu.

Creative Schools

ARTS EXCELLING | ARTS STRONG | ARTS DEVELOPING | ARTS EMERGING | ARTS INCOMPLETE DATA

This school is Excelling in the arts. It meets the goals and priorities outlined in the CPS Arts Education Plan, including Staffing & Instruction, Partnerships, Community & Culture, and Budget & Planning. To learn more, visit cpsarts.org/creative-schools-certification.

Supportive Schools

coming soon

This school is in the process of being reviewed for its implementation of supports for social and emotional learning (SEL) and will receive a rating next year. For information about this new certification, visit www.cps.edu/sel.

School Stats

School Type: Neighborhood

Enrollment: 572

Grades Served: PE-8

Demographics

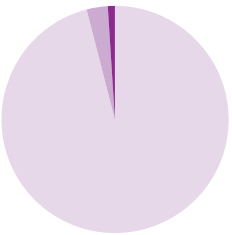

- Black **96%**
- Hispanic **3%**
- White **0%**
- Asian **0%**
- Multi/Other **1%**

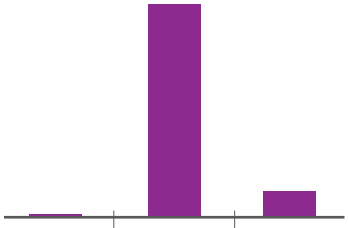

Neighborhood Map

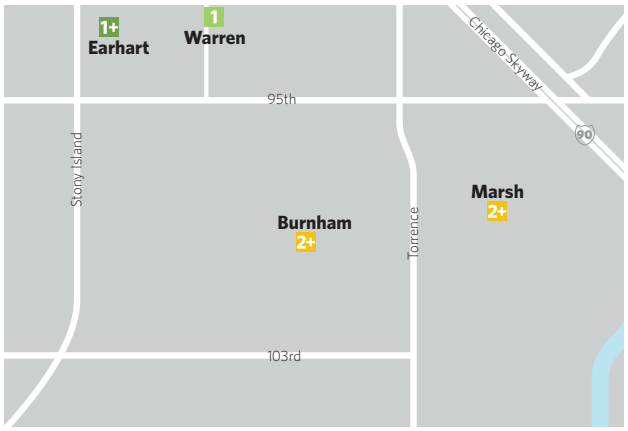

This map shows nearby schools and their SQRP ratings based on their performance in the 2014-15 school year. An interactive version of this map, the School Locator, is available at cps.edu/schools.

- LEVEL 1+
- LEVEL 1
- LEVEL 2+
- LEVEL 2
- LEVEL 3
- NOT ENOUGH DATA

Attendance

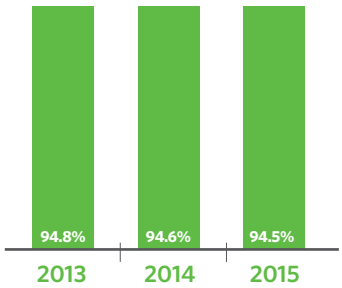

School Connectedness

Students' reported sense of membership in the school community on the 5Essentials survey

STRONG — THIS YEAR

WEAK — LAST YEAR

Classroom Rigor

Students' perception of rigor in the classroom

STRONG — THIS YEAR

NEUTRAL — LAST YEAR

Grades 3-8 On Track

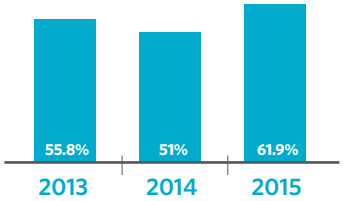

English Learners

The percent of students meeting annual growth targets

THIS YEAR

LAST YEAR

Suspension Practices

The percent of students who received one or more out-of-school suspensions

1.6% — THIS YEAR

3.4% — LAST YEAR

Parent Survey

School Community
NEUTRAL

Parent-Teacher Partnership
WEAK

Quality of Facilities
NEUTRAL

Response Rate: **65%**

Teachers

0% Teachers that are National Board Certified

83.8% Teachers that are returning from last year

96.2% Teacher attendance