

Urban Prep Academy for Young Men - Bronzeville

Overall Rating

School Quality Rating



Level 2

Accountability Status

Not Applicable

Performance Indicators

Performance





Rating

<hr/>		
PSAT9 Growth Percentile (grade 9)		
All Students	Better than 68% of schools locally	
PSAT10 Growth Percentile (grade 10)		
All Students	Better than 34% of schools locally	
SAT Growth Percentile (grade 11)		
All Students	Better than 37% of schools locally	
African-American Priority Group	Better than 37% of schools locally	
Hispanic Priority Group		
English Learners Priority Group		
Diverse Learners Priority Group		
<hr/>		
PSAT9, PSAT10 and SAT Attainment		
% of Students Meeting College Readiness Benchmarks	12.1% of students met benchmarks	
<hr/>		
Graduation and Post-Secondary Success		
4-year cohort graduation rate	64.5% graduation rate	
Early college and career credentials	19.7 % of graduates earning credentials	
College enrollment rate (Class of 2016)	72.7 % of graduates enrolling in college	
College persistence rate (Class of 2015)	59.3 % of graduates persisting in college	
<hr/>		
Progress to Graduation		
Average Daily Attendance Rate	92.8% attendance rate	
1-year dropout rate	1.5% dropout rate	
Freshman on-track rate	75% of freshmen on-track to graduate	
<hr/>		
My Voice, My School Survey Results		
Overall Rating	Moderately Organized	
<hr/>		
Data Quality		
Data Quality Index score	99.7% success	
<hr/>		

For more information...

The School Quality Rating Policy (SQRP) is the district's policy for evaluating each school's academic performance each year. The rating on this report is based on how the school performed in the 2016-2017 school year, and it is used to determine the school's accountability status for the 2017-2018 school year. You can find more information about the SQRP at <http://www.cps.edu/sqrp>.

Ratings Legend

1 point	
2 points	
3 points	
4 points	
5 points	