















2015 School Quality Rating Report

Dr Martin Luther King Jr College Prep HS

Overall Rating



Performance Indicators	Performance	Rating
Growth on EPAS assessment series (grade 11 PLAN to ACT)		
All Students	Better than 34% of schools nationally	
African-American Priority Group	Better than 27% of schools nationally	
Hispanic Priority Group		
English Learners Priority Group		
Diverse Learners Priority Group		
Attainment on ACT assessment (grade 11)		
All Students	Better than 65% of schools nationally	
Graduation and Post-Secondary Success		
4-year cohort graduation rate	80.7% graduation rate	
Early college and career credentials	27.8 % of graduates earning credentials	
College enrollment rate (Class of 2014)	86.2 % of graduates enrolling in college	
College persistence rate (Class of 2013)	85.8 % of graduates persisting in college	
Progress to Graduation		
Average Daily Attendance Rate	94.3% attendance rate	
1-year dropout rate	1.9% dropout rate	
Freshman on-track rate	92% of freshmen on-track to graduate	
My Voice, My School Survey Results		
Overall Rating	Organized	
Data Quality		
Data Quality Index score	99.2% success	

For more information...

The School Quality Rating Policy (SQRP) is the district's policy for evaluating each school's academic performance each year. The rating on this report is based on how the school performed in the 2014-2015 school year, and it is used to determine the school's accountability status for the 2015-2016 school year. You can find more information about the SQRP at <http://www.cps.edu/sqrp>.

Ratings Legend

