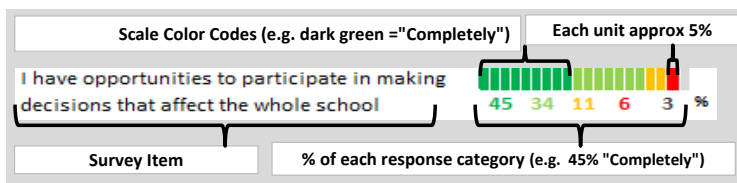


HOW TO READ THIS REPORT



RESPONSE RATE

My School's Response Rate

52%

- Results not reported for schools with a response rate less than 30%.
- Response rate estimated by dividing the school's April 2016 enrollment by total number of children parents report having at the school.

SCHOOL RECOMMENDATION

How likely are parents to recommend this school, on a scale of 1 to 10?

My School's Average Score

7.9

SCHOOL COMMUNITY

My School's Score

60

STRONG

How much do you agree with the following statements about your child's school?

SCALE: COMPLETELY MOSTLY A LITTLE NOT AT ALL NO RESPONSE

The office staff greets visitors warmly



I feel welcome when I visit the school



The support staff (custodians, clerks, cafeteria staff, security) seem to care about the students



The school invites me to meetings and special school events



I know what the important issues are in the school



I have opportunities to participate in making decisions that affect the whole school community



PARENT-TEACHER PARTNERSHIP

My School's Score

50

NEUTRAL

How much do you agree with the following statements about your child's teacher?

SCALE: COMPLETELY MOSTLY A LITTLE NOT AT ALL NO RESPONSE

The teacher(s) respects me



The teacher(s) does his or her best to help my child learn



The teacher(s) always has my child's best interest in mind



I am comfortable sharing my concerns with this teacher(s)



My child can learn a lot from this teacher(s)



My child will be more successful as an adult because of this teacher(s)



The teacher(s) let me know what they are working on in class



The teacher(s) contacts me personally to discuss my child (strengths, weaknesses....)



The teacher(s) provides suggestions for how to support my child in school



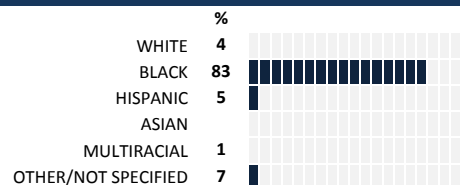
MEASURE SCORES

- Scores are calculated by aggregating the response items in that measure, giving more weight to those response items that are harder to agree with.
- Because schools are compared to other schools in the district, performance may be labeled "weak" despite having a majority of positive responses to individual items.

SCORE SCALE



SURVEYED PARENT RACE



SCHOOL SAFETY

How much do you agree with the following statements about your child's school?

SCALE: COMPLETELY MOSTLY A LITTLE NOT AT ALL NO RESPONSE

My child is safe going to and from school



My child is safe at this school



My child feels like they are part of a community at this school



My child feels accepted and welcomed at this school



My child's social and emotional needs are met at this school



Bullying is NOT a problem at this school



QUALITY OF FACILITIES

My School's Score

65

STRONG

How would you rate the quality of the following facilities at your school?

SCALE: EXCELLENT SATISFACTORY POOR DON'T KNOW/DNA NO RESPONSE

Your child's classroom



Access to technology



Library



Gym



Food services/nutritious meals



Overall cleanliness of the school

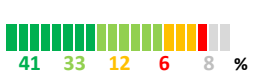


ADDITIONAL ITEMS

How much do you agree with the following statements?

SCALE: COMPLETELY MOSTLY A LITTLE NOT AT ALL NO RESPONSE

I'm happy with my child's summer learning opportunities.



I feel like grading practices in this school are fair



The children at this school respect the school staff

