

HOW TO READ THIS REPORT



MEASURE SCORES

- Scores are calculated by aggregating the response items in that measure, giving more weight to those response items that are harder to agree with.
- Because schools are compared to other schools in the district, performance may be labeled "weak" despite having a majority of positive responses to individual items.

SCORE SCALE

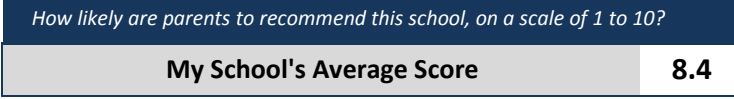


RESPONSE RATE



- Results not reported for schools with a response rate less than 30%.
- Response rate estimated by dividing the school's April 2015 enrollment by total number of children parents report having at the school.

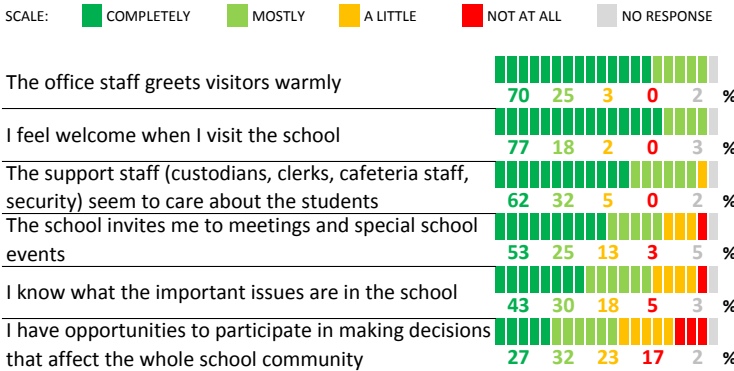
SCHOOL RECOMMENDATION



SCHOOL COMMUNITY



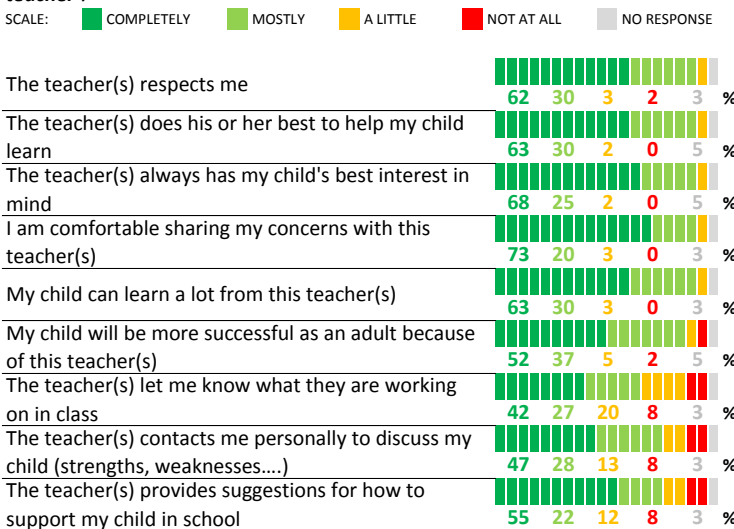
How much do you agree with the following statements about your child's school?



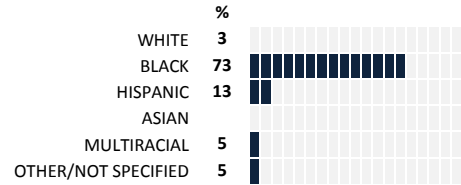
PARENT-TEACHER PARTNERSHIP



How much do you agree with the following statements about your child's teacher?

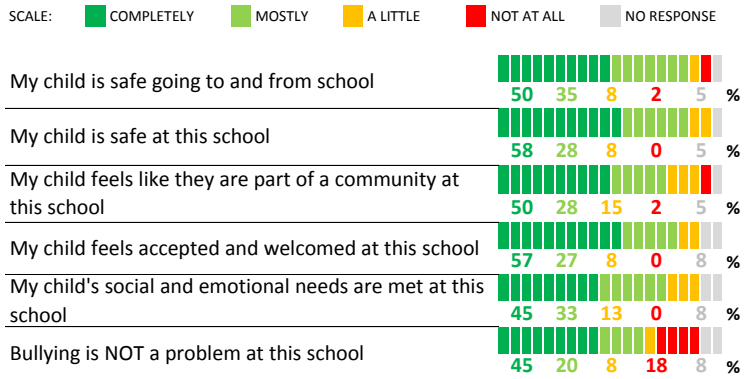


SURVEYED PARENT RACE



SCHOOL SAFETY

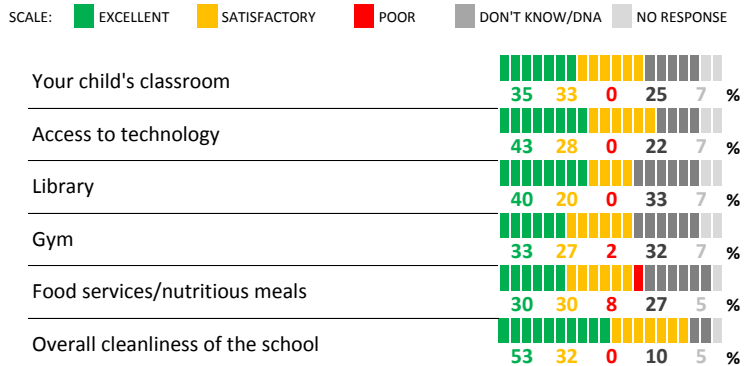
How much do you agree with the following statements about your child's school?



QUALITY OF FACILITIES



How would you rate the quality of the following facilities at your school?



ADDITIONAL ITEMS

How much do you agree with the following statements?

