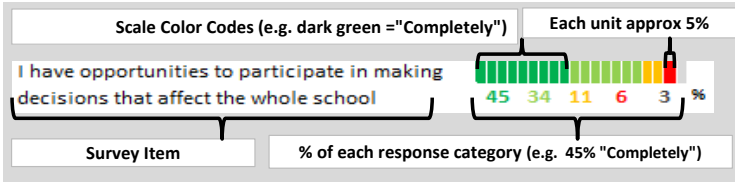


HOW TO READ THIS REPORT



RESPONSE RATE

My School's Response Rate > 75%

- Results not reported for schools with a response rate less than 30%.
- Results not reported for subgroups of less than 10; however, subgroup responses are included in school's aggregate ("All") results.
- Response rate estimated by dividing the school's April 2014 enrollment by total number of children parents report having at the school.

SCHOOL RECOMMENDATION

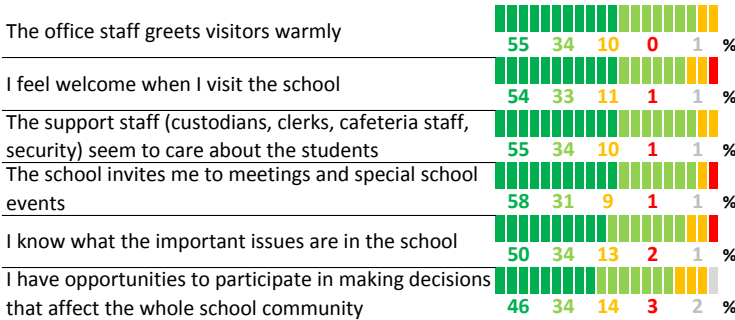
My School's Average Score 8.4

SCHOOL COMMUNITY

My School's Score 37 WEAK

How much do you agree with the following statements about your child's school ?

SCALE: COMPLETELY MOSTLY A LITTLE NOT AT ALL NO RESPONSE

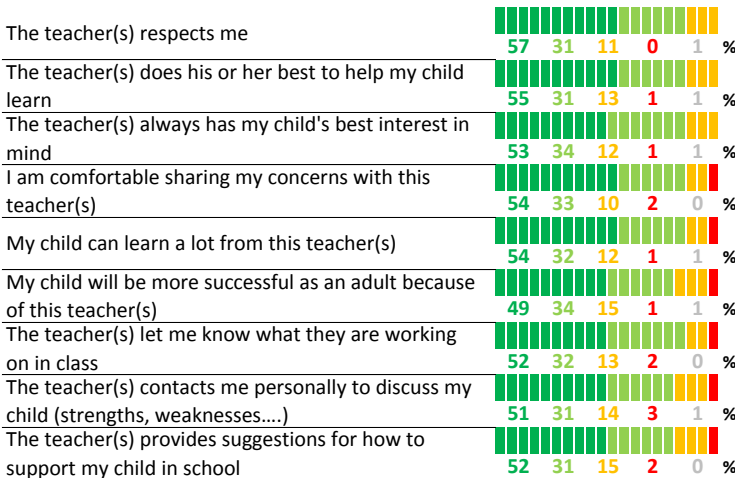


PARENT-TEACHER PARTNERSHIP

My School's Score 6 VERY WEAK

How much do you agree with the following statements about your child's teacher ?

SCALE: COMPLETELY MOSTLY A LITTLE NOT AT ALL NO RESPONSE



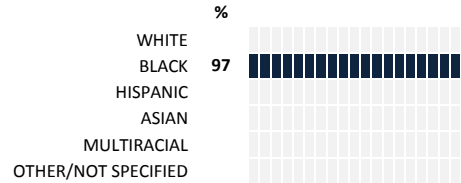
MEASURE SCORES

- Scores are calculated by aggregating the response items in that measure, giving more weight to those response items that are harder to agree with.
- Because schools are compared to other schools in the district, performance may be labeled "weak" despite having a majority of positive responses to individual items.

SCORE SCALE



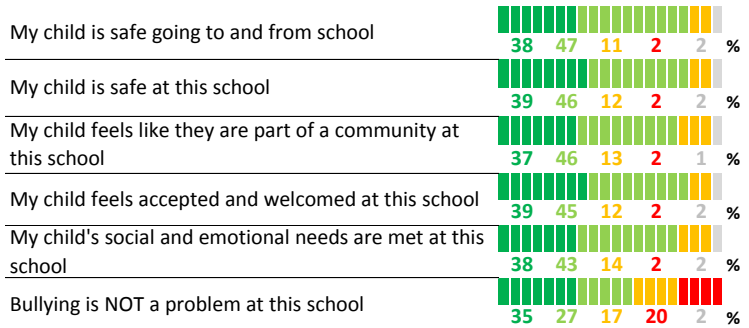
SURVEYED PARENT RACE



SCHOOL SAFETY

How much do you agree with the following statements about your child's school?

SCALE: COMPLETELY MOSTLY A LITTLE NOT AT ALL NO RESPONSE

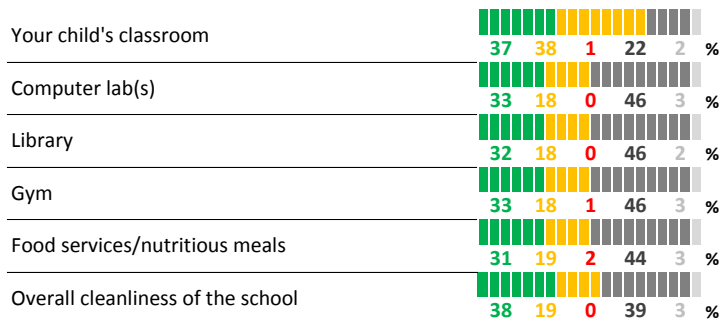


QUALITY OF FACILITIES

My School's Score 57 NEUTRAL

How would you rate the quality of the following facilities at your school?

SCALE: EXCELLENT SATISFACTORY POOR DON'T KNOW/DNA NO RESPONSE



ADDITIONAL ITEMS

How much do you agree with the following statements?

SCALE: COMPLETELY MOSTLY A LITTLE NOT AT ALL NO RESPONSE

